06/07/2020 - 12/07/2020
Semana 28

Viceministerio de Minas

	Precio promedio semanal	Rendimiento anual
	1.798,14 USD / onzas troy	17,59%
	18,53 USD / onzas troy	2,82%
	6.252,10 USD / Tonelada	1,04%

Certificados de exportación otorgados semanalmente (millones USD)

TOTAL 2020
USD 347,67 millones

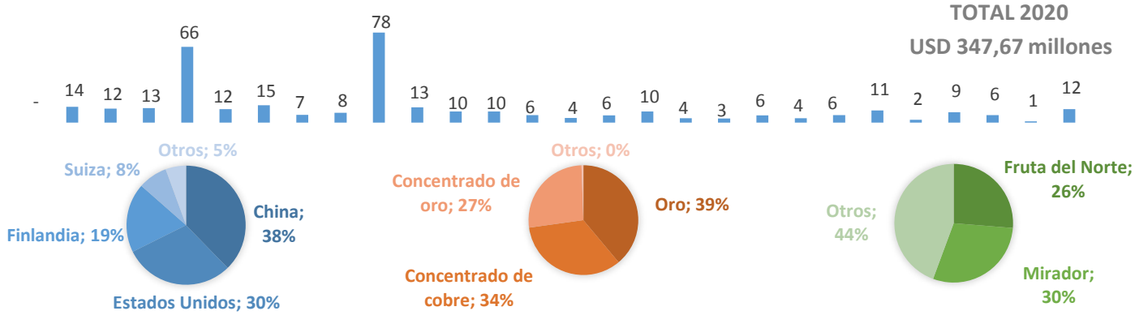

Rendimiento anual de las acciones de las empresas presentes en Ecuador

INV METALS	121,95%	AURANIA	-21,04%
LUNDIN GOLD	52,46%	AngloAmerican	-14,75%
ADVENTUS	50,52%	BHP	-7,06%

RECAUDACIÓN TRIBUTARIA JUNIO 2020

TOTAL JUNIO 2020
USD 205,71 millones

Recaudación por actividad económica (millones USD)

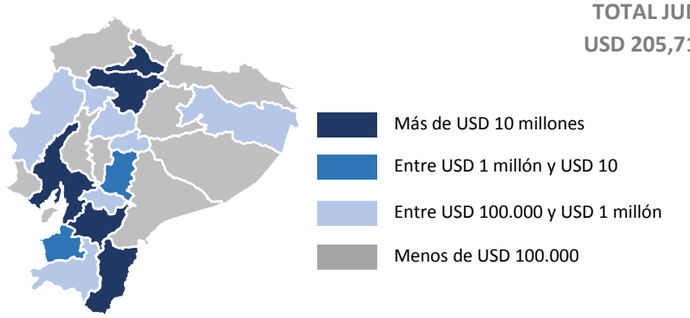

Recaudación por tipo de impuesto (millones USD)

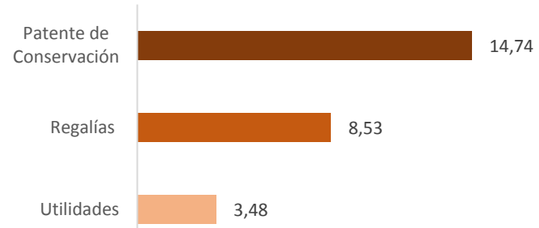

PIB Minero

Inversión Extranjera Directa

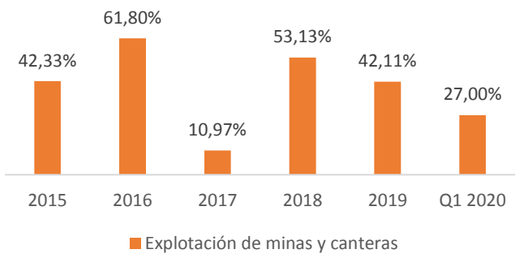

Inversión ejecutada

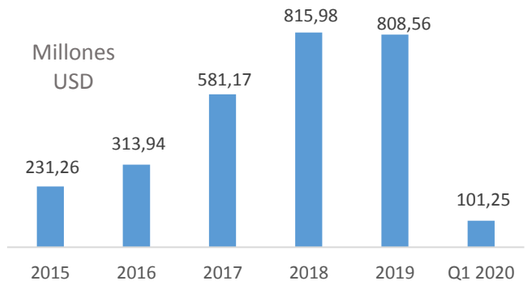

Indice Fraser 2019

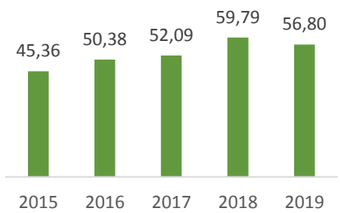

PUESTO: 57/76

PROYECCIONES 2020

Recaudación tributaria (millones USD)

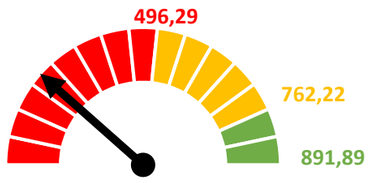

23%

Exportaciones mineras (millones USD)

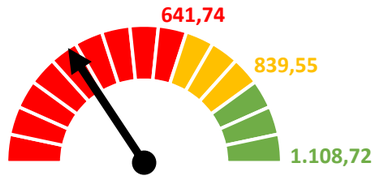

31%

Inversiones ejecutadas (millones USD)

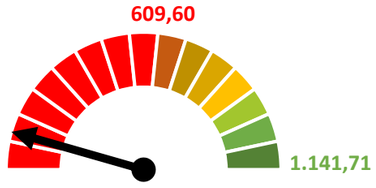

9%

PIB Minero

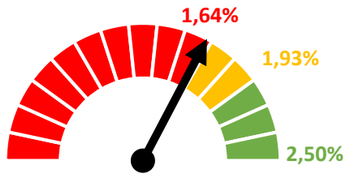

1,64%

Elaborado por: DITAM, en base a la información disponible al 13/07/2020