



ESTADISTICA

HIDROCARBURIFERA

2006

QUITO - ECUADOR



**Ministerio de
Energía y Minas**
República del Ecuador

PRESENTACION

**LA DIRECCION NACIONAL DE HIDROCARBUROS PRESENTA
LA ESTADISTICA HIDROCARBURIFERA CORRESPONDIENTE
AL AÑO 2006, QUE CONTIENE INFORMACION SOBRE
PRODUCCION, TRANSPORTE, INDUSTRIALIZACION Y
COMERCIALIZACION DE PETROLEO CRUDO, GAS
NATURAL Y SUS DERIVADOS.**

**LA DIFUSION DE LA ESTADISTICA CONSTITUYE UN APORTE
POSITIVO PARA LA CABAL COMPRESION DE LAS
ACTIVIDADES DESARROLLADAS POR ESTE SECTOR Y SU
INFLUENCIA EN LA ECONOMIA DEL PAIS.**

**ING. IVAN RODRIGUEZ RAMOS
MINISTRO DE ENERGIA Y MINAS**

**ING. STALIN SALGADO
DIRECTOR NACIONAL DE HIDROCABUROS**

I N D I C E / C R U D O

- I. RESUMEN DE LA ACTIVIDAD HIDROCARBURIFERA: CRUDO Y DERIVADOS
- II. PERFORACION: POZOS PERFORADOS POR EMPRESA, CLASIFICACION Y PROFUNDIDAD
- III. POZOS EN OPERACIONES POR CAMPO Y POR EMPRESA
- IV. PRODUCCION DE PETROLEO CRUDO POR CAMPOS Y EMPRESA
- V. PRODUCCION DE GAS ASOCIADO POR CAMPOS
- VI. PRODUCCION DE GAS NATURAL
- VII. TRANSPORTE DE PETROLEO CRUDO
- VIII. COMERCIALIZACION DE PETROLEO CRUDO

RESUMEN DE LA ACTIVIDAD HIDROCARBURIFERA

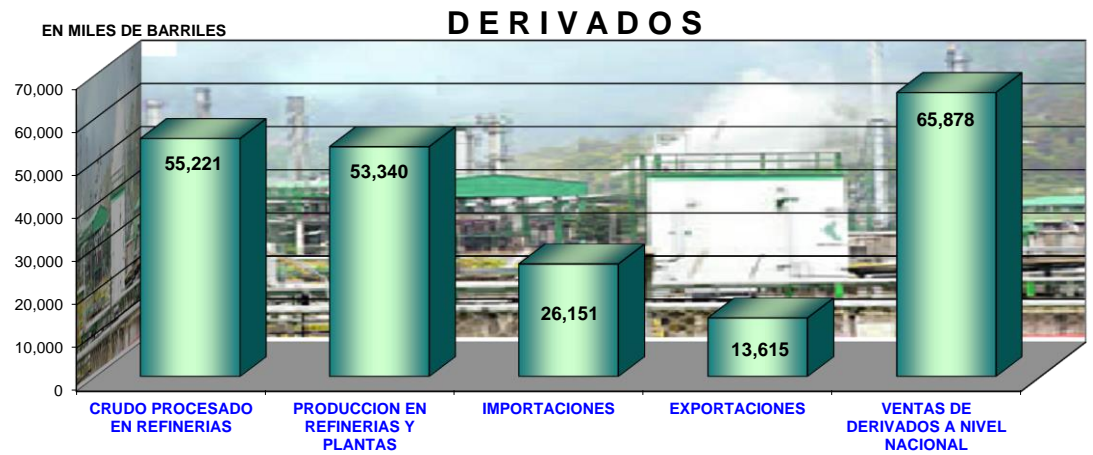
2006

-EN BARRILES-

| C R U D O | | |
|---|-------------|--------------------|
| | PARCIAL | TOTAL |
| PRODUCCION EN CAMPOS | | 195,947,563 |
| PETROPRODUCCION | 68,630,140 | |
| SIPEC | 6,348,849 | |
| PETROECUADOR - PERENCO | 1,916,040 | |
| PETROECUADOR - OCCIDENTAL | 3,890,907 | |
| PETROECUADOR EXOCCIDENTAL BLOQUE 15 | 22,292,332 | |
| PETROLEOS SUDAMERICANOS | 2,721,698 | |
| TECPECUADOR | 2,870,025 | |
| PETROBELL | 1,821,244 | |
| PERENCO | 9,531,714 | |
| OCCIDENTAL | 9,613,127 | |
| ENCAN ECUADOR (PETROORIENTAL) | 4,458,897 | |
| REPSOL YPF | 21,696,452 | |
| AEC ECUADOR (ANDES PETROLEUM) | 17,077,214 | |
| CITY ORIENTE | 1,494,215 | |
| AGIP OIL ECUADOR | 8,329,267 | |
| CNPC | 1,770 | |
| ECUADOR TLC | 12,414,683 | |
| ESPOL | 790,250 | |
| CANADA GRANDE | 48,739 | |
| CRUDO FISCALIZADO | | 188,889,071 |
| MERCADO INTERNO | | 55,398,072 |
| MERCADO EXTERNO | | 136,634,151 |
| EXPORTACIONES DIRECTAS | 107,707,984 | |
| EXPORTACIONES DE REGALÍAS | 28,926,167 | |
| TRANSPORTE POR OLEODUCTOS (SOTE+OCP) | | 184,022,401 |
| SOTE | 126,060,530 | |
| OCP | 57,961,871 | |



| DERIVADOS | | |
|---|------------|------------|
| | PARCIAL | TOTAL |
| CRUDO PROCESADO EN REFINERIAS | | |
| | | 55,220,502 |
| ESMERALDAS | 33,679,050 | |
| LIBERTAD | 14,297,061 | |
| LAGO AGRIO | 336,503 | |
| AMAZONAS | 6,907,889 | |
| PRODUCCION EN REFINERIAS Y PLANTAS | | |
| | | 53,339,803 |
| ESMERALDAS | 32,531,669 | |
| LIBERTAD | 14,556,502 | |
| LAGO AGRIO | 120,187 | |
| AMAZONAS | 5,498,711 | |
| SHUSHUFINDI | 632,734 | |
| IMPORTACIONES | | |
| | | 26,151,286 |
| EXPORTACIONES | | |
| | | 13,614,687 |
| VENTAS DE DERIVADOS A NIVEL NACIONAL | | |
| | | 65,878,379 |
| COMERCIALIZADORAS DE DERIVADOS | 55,125,786 | |
| COMERCIALIZADORAS DE G.L.P. | 10,752,593 | |



**II
PERFORACION**

2006

| | CLASIFICACION | | | PROFUNDIDAD | CONFIGURACION |
|---------------------------|---------------|---|---|-------------|-------------------|
| | VILLANO-17H | | 1 | | 11903/11269 |
| ENCANA ECUADOR (*) | | | | | |
| NANTU-7 | | 1 | | 12350/10108 | DIRECCIONAL SLANT |
| BATATA-1 | 1 | | | 11889/10578 | DIRECCIONAL SLANT |
| HORMIGUERO-14 | | 1 | | 10814/10324 | DIRECCIONAL S |
| BATATA-2 | | | 1 | 12773/10372 | DIRECCIONAL S |

III
POZOS EN OPERACIONES

POZOS EN OPERACIONES POR CAMPO: REPSOL YPF
2006

| CAMPO | ENERO | FEBRERO | MARZO | ABRIL | MAYO | JUNIO | JULIO | AGOSTO | SEPTIEMBRE | OCTUBRE | NOVIEMBRE | DICIEMBRE |
|--------------|------------|------------|------------|------------|------------|------------|------------|------------|------------|------------|------------|------------|
| AMO | 24 | 25 | 26 | 27 | 28 | 29 | 31 | 32 | 34 | 36 | 37 | 37 |
| BOGI-CAPIRON | 19 | 19 | 19 | 19 | 19 | 19 | 19 | 19 | 19 | 19 | 19 | 19 |
| DABO | 2 | 2 | 2 | 2 | 2 | 2 | 2 | 2 | 2 | 2 | 2 | 2 |
| DAIMI | 29 | 29 | 29 | 29 | 29 | 29 | 29 | 29 | 29 | 29 | 29 | 29 |
| GINTA | 45 | 45 | 45 | 45 | 45 | 45 | 45 | 45 | 45 | 45 | 46 | 46 |
| IRO | 23 | 24 | 24 | 25 | 26 | 27 | 28 | 29 | 29 | 29 | 31 | 33 |
| NPF | 0 | 0 | 0 | 0 | 0 | 0 | 0 | 0 | 0 | 0 | 0 | 0 |
| WATI | 1 | 1 | 1 | 1 | 1 | 1 | 1 | 1 | 1 | 1 | 1 | 1 |
| WIPSI | 0 | 0 | 0 | 0 | 0 | 0 | 0 | 0 | 0 | 0 | 0 | 0 |
| TIVACUNO | 1 | 8 | 8 | 8 | 8 | 8 | 8 | 8 | 8 | 8 | 9 | 9 |
| TOTAL | 144 | 153 | 154 | 156 | 158 | 160 | 163 | 165 | 167 | 169 | 174 | 176 |

FUENTE: DNH - EXPLORACION Y EXPLOTACION

ELABORACION: COORDINACION DE LIQUIDACIONES Y ESTADISTICAS - ESTADISTICA

IV.
PRODUCCION DE PETROLEO CRUDO EN CAMPOS

PRODUCCION DE PETROLEO CRUDO POR CAMPOS: ENCAN ECUADOR

2006

-En Barriles-

| CAMPOS | ENERO | FEBRERO | MARZO | ABRIL | MAYO | JUNIO | JULIO | AGOSTO | SEPTIEMBRE | OCTUBRE | NOVIEMBRE | DIEMBRE | TOTAL |
|----------------|---------|---------|---------|---------|---------|---------|---------|---------|------------|---------|-----------|---------|-----------|
| KUPI | 0 | 0 | 0 | 0 | 0 | 0 | 0 | 0 | 0 | 0 | 0 | 11871 | 11.871 |
| NANTU | 64363 | 61538 | 67647 | 57884 | 66932 | 59772 | 58372 | 86200 | 75325 | 63305 | 68987 | 77023 | 807.348 |
| SUNKA | 8703 | 14034 | 19780 | 18436 | 19382 | 17705 | 17234 | 12049 | 11030 | 22486 | 23728 | 24697 | 209.265 |
| WANKE | 44878 | 39311 | 30066 | 22933 | 11587 | 10199 | 36824 | 43018 | 46417 | 37671 | 46653 | 65753 | 435.309 |
| HORMIGUERO | 255037 | 209188 | 208588 | 251499 | 274023 | 274984 | 278635 | 271881 | 262524 | 254465 | 216174 | 238106 | 2.995.103 |
| HORMIGUERO SUR | 0 | 0 | 0 | 0 | 0 | 0 | 0 | 0 | 0 | 0 | 0 | 0 | - |
| 2006 | 372.981 | 324.071 | 326.080 | 350.751 | 371.924 | 362.660 | 391.066 | 413.149 | 395.295 | 377.927 | 355.542 | 417.451 | 4.458.897 |
| 2005 | 266.236 | 256.112 | 235.063 | 232.763 | 298.982 | 356.206 | 352.469 | 206.095 | 195.983 | 128.082 | 226.516 | 381.653 | 3.136.160 |
| VARIACION % | 40.09 | 26.53 | 38.72 | 50.69 | 24.40 | 1.81 | 10.95 | 100.47 | 101.70 | 195.07 | 56.96 | 9.38 | 42.18 |

FUENTE: DNH - EXPLORACION Y EXPLOTACION

ELABORACION: COORDINACION DE LIQUIDACIONES Y ESTADISTICAS - ESTADISTICA

NOTA: A partir del 4 de Agosto del 2006 Encana Ecuador cambia de denominación a Petrooriental

PRODUCCION DE PETROLEO CRUDO POR EMPRESA

2006

-En Barriles-

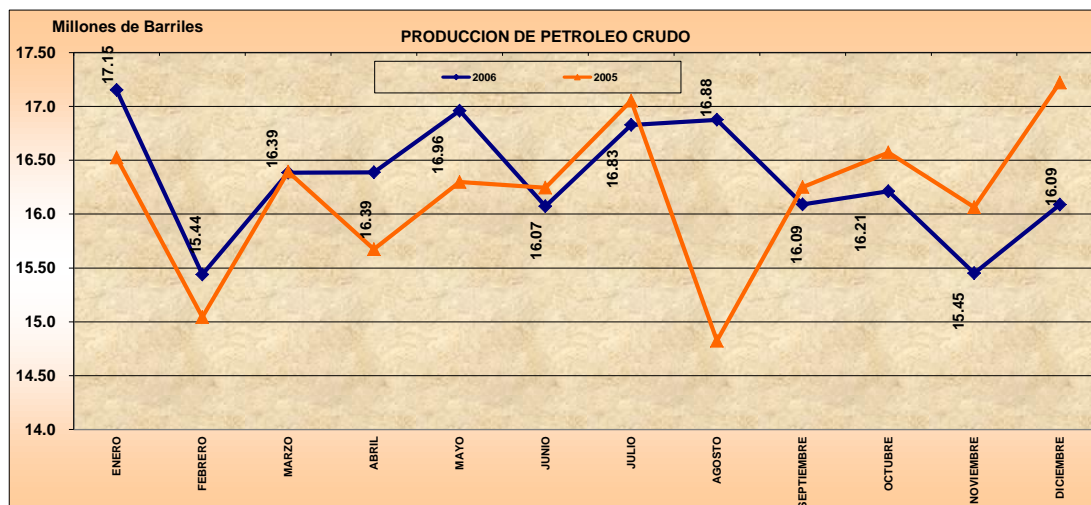
| CAMPOS | ENERO | FEBRERO | MARZO | ABRIL | MAYO | JUNIO | JULIO | AGOSTO | SEPTIEMBRE | OCTUBRE | NOVIEMBRE | DIEMBRE | TOTAL |
|-------------------------------------|------------|------------|------------|------------|------------|------------|------------|------------|------------|------------|------------|------------|-------------|
| PETROPRODUCCION | 6.084.516 | 5.602.586 | 5.657.748 | 5.983.931 | 6.097.559 | 5.783.714 | 5.950.908 | 5.872.585 | 5.473.106 | 5.481.808 | 5.204.490 | 5.437.190 | 68.630.140 |
| SIPEC | 622.516 | 540.344 | 609.068 | 591.435 | 591.123 | 523.932 | 487.659 | 505.157 | 450.383 | 480.184 | 466.630 | 480.417 | 6.348.849 |
| PETROECUADOR - PERENCO | 181.138 | 152.599 | 157.814 | 146.831 | 153.172 | 143.482 | 146.287 | 166.683 | 160.092 | 171.350 | 165.094 | 171.498 | 1.916.040 |
| PETROECUADOR - OCCIDENTAL | 925.499 | 835.459 | 877.785 | 849.430 | 402.734 | - | - | - | - | - | - | - | 3.890.907 |
| PETROECUADOR EXOCCIDENTAL BLOQUE 15 | | | | | 1.710.243 | 2.947.680 | 3.038.671 | 3.047.593 | 2.867.690 | 2.938.053 | 2.884.216 | 2.858.186 | 22.292.332 |
| PETROLEOS SUDAMERICANOS | 214.732 | 188.956 | 201.513 | 172.269 | 176.083 | 193.541 | 229.377 | 272.489 | 265.916 | 267.597 | 260.917 | 278.311 | 2.721.698 |
| TECPECUADOR | 263.306 | 237.437 | 266.411 | 255.169 | 238.109 | 244.078 | 245.664 | 244.289 | 227.435 | 224.777 | 207.957 | 215.392 | 2.870.025 |
| PETROBELL | 150.669 | 122.867 | 115.460 | 172.225 | 157.866 | 131.502 | 143.817 | 186.925 | 186.591 | 173.373 | 126.867 | 153.080 | 1.821.244 |
| PERENCO | 732.049 | 691.598 | 785.196 | 790.385 | 827.024 | 750.701 | 884.903 | 896.909 | 825.533 | 824.673 | 693.366 | 829.377 | 9.531.714 |
| OCCIDENTAL | 2.273.613 | 2.049.096 | 2.187.967 | 2.101.263 | 1.001.188 | - | - | - | - | - | - | - | 9.613.127 |
| ENCAN ECUADOR (PETROORIENTAL) | 372.981 | 324.071 | 326.080 | 350.751 | 371.924 | 362.660 | 391.066 | 413.149 | 395.295 | 377.927 | 355.542 | 417.451 | 4.458.897 |
| REPSOL YPF | 1.777.331 | 1.608.072 | 1.746.565 | 1.645.245 | 1.762.858 | 1.812.012 | 1.874.997 | 1.940.588 | 1.875.009 | 1.870.049 | 1.865.464 | 1.918.263 | 21.696.452 |
| AEC ECUADOR (ANDES PETROLEUM) | 1.556.171 | 1.389.416 | 1.444.188 | 1.390.772 | 1.414.817 | 1.392.794 | 1.493.244 | 1.423.148 | 1.427.169 | 1.456.849 | 1.316.087 | 1.372.558 | 17.077.214 |
| CITY ORIENTE | 122.743 | 100.686 | 125.591 | 132.955 | 142.300 | 136.311 | 127.990 | 129.085 | 119.716 | 125.187 | 112.646 | 119.006 | 1.494.215 |
| AGIP OIL ECUADOR | 774.776 | 710.700 | 776.469 | 709.753 | 759.603 | 568.561 | 701.986 | 650.393 | 680.500 | 680.215 | 653.841 | 662.470 | 8.329.267 |
| CNPC | 299 | 284 | 114 | 16 | - | 813 | 170 | 60 | 14 | - | - | - | 1.770 |
| ECUADOR TLC | 1.027.771 | 820.974 | 1.036.079 | 1.026.683 | 1.081.381 | 1.011.256 | 1.040.978 | 1.056.344 | 1.065.651 | 1.068.934 | 1.070.579 | 1.108.053 | 12.414.683 |
| ESPOL | 68.272 | 59.280 | 66.637 | 65.288 | 67.682 | 65.411 | 67.583 | 67.421 | 66.090 | 68.063 | 64.686 | 63.837 | 790.250 |
| CANADA GRANDE | 4.970 | 4.393 | 4.532 | 4.489 | 4.580 | 4.158 | 3.891 | 3.756 | 3.589 | 3.634 | 3.384 | 3.363 | 48.739 |
| 2006 | 17.153.355 | 15.438.816 | 16.385.218 | 16.388.891 | 16.960.247 | 16.072.605 | 16.829.189 | 16.876.574 | 16.089.781 | 16.212.674 | 15.451.765 | 16.088.451 | 195.947.563 |
| 2005 | 16.525.819 | 15.043.408 | 16.394.579 | 15.674.036 | 16.298.244 | 16.246.297 | 17.053.310 | 14.824.275 | 16.251.854 | 16.572.909 | 16.063.037 | 17.221.251 | 194.169.020 |
| VARIACION % | 3.80 | 2.63 | -0.06 | 4.56 | 4.06 | -1.07 | -1.31 | 13.84 | -1.00 | -2.17 | -3.81 | -6.58 | 0.92 |

NOTA: A partir del 11 de Mayo del 2006 AEC cambia de denominación a Andes Petroleum

: A partir del 4 de Agosto del 2006 Encana Ecuador cambia de denominación a Petrooriental

FUENTE: DNH - EXPLORACION Y EXPLOTACION

ELABORACION: COORDINACION DE LIQUIDACIONES Y ESTADISTICAS - ESTADISTICA



FUENTE: DNH - EXPLORACION Y EXPLOTACION

ELABORACION: COORDINACION DE LIQUIDACIONES Y ESTADISTICA - ESTADISTICA

PRODUCCION DE PETROLEO CRUDO POR EMPRESA: PROMEDIO DIA CALENDARIO

2006

-En Barriles-

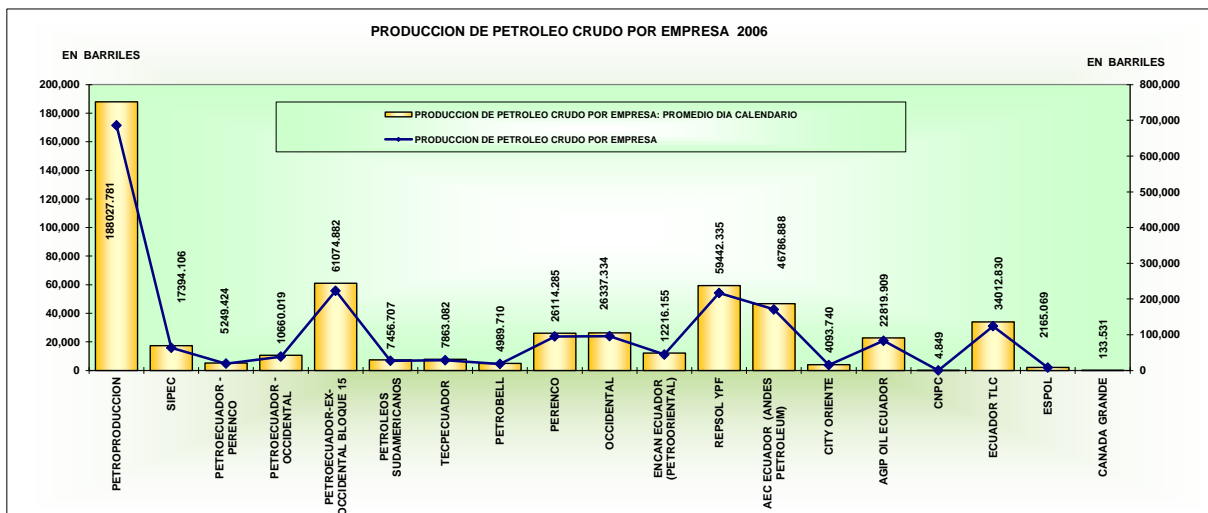
| EMPRESA | ENERO | FEBRERO | MARZO | ABRIL | MAYO | JUNIO | JULIO | AGOSTO | SEPTIEMBRE | OCTUBRE | NOVIEMBRE | DICIEMBRE | TOTAL |
|---------------------------------------|---------|---------|---------|---------|---------|---------|---------|---------|------------|---------|-----------|-----------|---------|
| PETROPRODUCCION | 196,275 | 200,092 | 182,508 | 199,464 | 196,695 | 192,790 | 191,965 | 189,438 | 182,437 | 176,833 | 173,483 | 175,393 | 188,028 |
| SIPEC | 20,081 | 19,298 | 19,647 | 19,714 | 19,068 | 17,464 | 15,731 | 16,295 | 15,013 | 15,490 | 15,554 | 15,497 | 17,394 |
| PETROECUADOR - PERENCO | 5,843 | 5,450 | 5,091 | 4,894 | 4,941 | 4,783 | 4,719 | 5,377 | 5,336 | 5,527 | 5,503 | 5,532 | 5,249 |
| PETROECUADOR - OCCIDENTAL | 29,855 | 28,809 | 28,316 | 28,314 | 12,991 | - | - | - | - | - | - | - | 10,660 |
| PETROECUADOR-EX- OCCIDENTAL BLOQUE 15 | - | - | - | - | 55,169 | 95,086 | 98,022 | 98,309 | 92,506 | 94,776 | 93,039 | 92,200 | 61,075 |
| PETROLEOS SUDAMERICANOS | 6,927 | 6,748 | 6,500 | 5,742 | 5,680 | 6,451 | 7,399 | 8,790 | 8,864 | 8,632 | 8,697 | 8,978 | 7,457 |
| TECPECUADOR | 8,494 | 8,480 | 8,594 | 8,506 | 7,681 | 8,136 | 7,925 | 7,880 | 7,581 | 7,251 | 6,932 | 6,948 | 7,863 |
| PETROBELL | 4,860 | 4,388 | 3,725 | 5,741 | 5,092 | 4,383 | 4,639 | 6,030 | 6,220 | 5,593 | 4,229 | 4,938 | 4,990 |
| PERENCO | 23,614 | 24,700 | 25,329 | 26,346 | 26,678 | 25,023 | 28,545 | 28,933 | 27,518 | 26,602 | 23,112 | 26,754 | 26,114 |
| OCCIDENTAL | 73,342 | 73,182 | 70,580 | 70,042 | 32,296 | - | - | - | - | - | - | - | 26,337 |
| ENCANA ECUADOR (PETROORIENTAL) | 12,032 | 11,574 | 10,519 | 11,692 | 11,998 | 12,089 | 12,615 | 13,327 | 13,177 | 12,191 | 11,851 | 13,466 | 12,216 |
| REPSOL YPF | 57,333 | 57,431 | 56,341 | 54,841 | 56,866 | 60,400 | 60,484 | 62,600 | 62,500 | 60,324 | 62,182 | 61,879 | 59,442 |
| AEC ECUADOR (ANDES PETROLEUM) | 50,199 | 49,622 | 46,587 | 46,359 | 45,639 | 46,426 | 48,169 | 45,908 | 47,572 | 46,995 | 43,870 | 44,276 | 46,787 |
| CITY ORIENTE | 3,959 | 3,596 | 4,051 | 4,432 | 4,590 | 4,544 | 4,129 | 4,164 | 3,991 | 4,038 | 3,755 | 3,839 | 4,094 |
| AGIP OIL ECUADOR | 24,993 | 25,382 | 25,047 | 23,658 | 24,503 | 18,952 | 22,645 | 20,980 | 22,683 | 21,942 | 21,795 | 21,370 | 22,820 |
| CNPC | 10 | 9 | 4 | 1 | - | 26 | 5 | 2 | 0 | - | - | - | 5 |
| ECUADOR TLC | 33,154 | 29,320 | 33,422 | 34,223 | 34,883 | 33,709 | 33,580 | 34,076 | 35,522 | 34,482 | 35,686 | 35,744 | 34,013 |
| ESPOL | 2,202 | 2,117 | 2,150 | 2,176 | 2,183 | 2,180 | 2,180 | 2,175 | 2,203 | 2,196 | 2,156 | 2,059 | 2,165 |
| CANADA GRANDE | 160 | 157 | 146 | 150 | 148 | 139 | 126 | 121 | 120 | 117 | 113 | 108 | 134 |
| 2006 | 553,334 | 550,356 | 528,555 | 546,296 | 547,105 | 532,583 | 542,877 | 544,406 | 533,242 | 522,989 | 511,958 | 518,982 | 536,843 |
| 2005 | 533,091 | 536,264 | 528,857 | 522,468 | 525,750 | 541,543 | 550,107 | 478,202 | 541,728 | 534,610 | 535,435 | 555,523 | 531,970 |

NOTA: A partir del 11 de Mayo del 2006 AEC cambia de denominación a Andes Petroleum

: A partir del 4 de Agosto del 2006 Encana Ecuador cambia de denominación a Petrooriental

FUENTE: DNH - EXPLORACION Y EXPLOTACION

ELABORACION: COORDINACION DE LIQUIDACIONES Y ESTADISTICAS - ESTADISTICA



FUENTE: DNH - EXPLORACION Y EXPLOTACION
 ELABORACION: COORDINACION DE LIQUIDACIONES Y ESTADISTICAS - ESTADISTICA

**DISTRIBUCION PORCENTUAL DE LA PRODUCCION DE PETROLEO CRUDO
POR EMPRESA Y CAMPO, A NIVEL NACIONAL
2006**

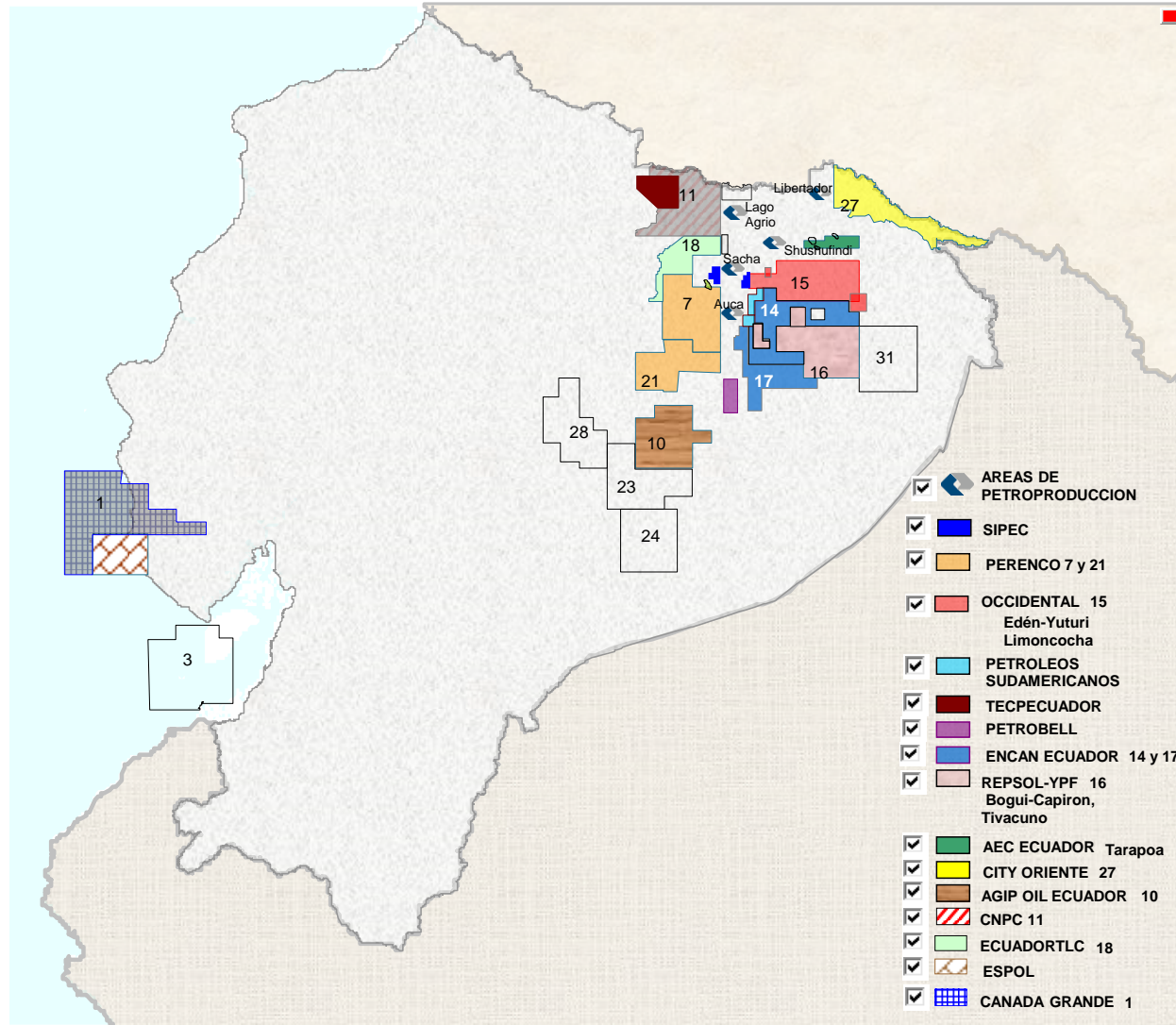
| EMPRESA | CAMPO | % |
|--|-----------------------|--------------|
| PETROPRODUCCION | | 35.02 |
| | AGUARICO | 0.26 |
| | ANACONDA | 0.12 |
| | ARMADILLO | - |
| | ATACAPI | 1.25 |
| | AUCA | 3.35 |
| | AUCA ESTE | - |
| | AUCA SUR 1-2 | 0.27 |
| | CARABOBO | - |
| | CONGA | - |
| | CONONACO | 1.71 |
| | CULEBRA | 0.48 |
| | CUYABENO | 1.47 |
| | DURENO | - |
| | FRONTERA | 0.11 |
| | GUANTA | 0.81 |
| | HUAMAYACU | - |
| | LAGO AGRIO | 0.76 |
| | OCANO | - |
| | PACAYACU | - |
| | PARAHUACU | 0.30 |
| | PEÑA BLANCA | - |
| | PICHINCHA | 0.84 |
| | PUCUNA | 0.33 |
| | PUMA | - |
| | RUMIYACU | 0.06 |
| | SACHA | 8.25 |
| | SANSAHUARI | 0.39 |
| | SECOYA | 1.47 |
| | SHUARA | 0.42 |
| | SHUSHUFINDI | 8.86 |
| | SHUSHUQUI | 0.49 |
| | SINGUE | - |
| | TAPI | 0.14 |
| | TETETE | 0.35 |
| | VICTOR HUGO RUALES | 1.21 |
| | YUCA | 0.84 |
| | YULEBRA | 0.50 |
| SIPEC | | 3.24 |
| | BIGUNO | 0.05 |
| | HUACHITO | 0.11 |
| | MAURO DAVALOS CORDERO | 2.26 |
| | PARAISO | 0.82 |
| PETROECUADOR - PERENCO | | 0.98 |
| | COCA | 0.44 |
| | PAYAMINO | 0.54 |
| PETROECUADOR - OCCIDENTAL | | 1.99 |
| | COMPLEJO INDILLANA | 0.17 |
| | COMPLEJO YANAQUINCHA | 0.06 |
| | EDEN YUTURI | 1.35 |
| | LIMONCOCHA | 0.40 |
| | PAKA SUR | 0.00 |
| PETROECUADOR - EX-OCCIDENTAL BLOQUE 15 | | 11.38 |
| | COMPLEJO YANAQUINCHA | 0.57 |
| | COMPLEJO INDILLANA | 1.46 |
| | PAKA NORTE | 0.03 |
| | PAKA SUR | 0.18 |
| | EDEN YUTURI | 8.14 |
| | LIMONCOCHA | 0.99 |
| PETROLEOS SUDAMERICANOS | | 1.39 |
| | PALANDA | 0.11 |
| | PINDO | 0.66 |
| | PINDO ESTE | 0.06 |
| | PRIMAVERA | 0.05 |
| | YUCA SUR 1-2 | 0.51 |
| TECPECUADOR | | 1.46 |
| | BERMEJO NORTE | 0.21 |
| | BERMEJO SUR | 1.07 |
| | EL RAYO | 0.18 |
| PETROBELL | | 0.93 |
| | TIGUINO | 0.93 |
| SUB-TOTAL | | 56.39 |
| FUENTE: DNH - EXPLORACION Y EXPLOTACION | | |
| ELABORACION: COORDINACION DE LIQUIDACIONES Y ESTADISTICAS - ESTADISTICA | | |

DISTRIBUCION PORCENTUAL DE LA PRODUCCION DE PETROLEO CRUDO
POR EMPRESA Y CAMPO, A NIVEL NACIONAL
2006

| EMPRESA | CAMPO | | % |
|--------------------------------------|----------------------|---------------|---------------|
| PERENCO | | 4.86 | |
| | GACELA | | 0.12 |
| | JAGUAR | | 0.00 |
| | LOBO | | 0.11 |
| | MONO | | 0.19 |
| | OSO | | 1.49 |
| | YURALPA | | 2.95 |
| OCCIDENTAL | | 4.91 | |
| | COMPLEJO INDILLANA | | 0.85 |
| | COMPLEJO YANAQUINCHA | | 0.24 |
| | EDEN YUTURI | | 3.56 |
| | LIMONCOCHA | | 0.25 |
| | PAKA SUR | | 0.01 |
| ENCAN ECUADOR (PETROORIENTAL) | | 2.28 | |
| | KUPI | | 0.01 |
| | NANTU | | 0.41 |
| | SUNKA | | 0.11 |
| | WANKE | | 0.22 |
| | HORMIGUERO | | 1.53 |
| | HORMIGUERO SUR | | - |
| REPSOL YPF | | 11.07 | |
| | AMO | | 1.83 |
| | BOGUI-CAPIRON | | 0.88 |
| | DABO | | 0.05 |
| | DAIMI | | 2.42 |
| | GINTA | | 2.49 |
| | IRO | | 3.07 |
| | WATI | | 0.01 |
| | TIVACUNO | | 0.31 |
| AEC ECUADOR (ANDES PETROLEUM) | | 8.72 | |
| | ALICE | | 0.59 |
| | CHORONGO | | 0.04 |
| | DORINE | | 4.88 |
| | FANNY 18-B | | 2.56 |
| | MAHOGANY | | 0.06 |
| | MARIANN | | 0.17 |
| | MARIANN 4A | | 0.15 |
| | SHIRLEY | | 0.12 |
| | SONIA | | 0.15 |
| CITY ORIENTE | | 0.76 | |
| | BLANCA | | 0.19 |
| | TIPISHCA-HUAICO | | 0.46 |
| | VINITA | | 0.11 |
| AGIP OIL ECUADOR | | 4.25 | |
| | VILLANO | | 4.25 |
| CNPC | | 0.00 | |
| | CRISTAL | | 0.00 |
| | MASCAREY | | 0.00 |
| ECUADOR TLC | | 6.34 | |
| | PALO AZUL | | 6.28 |
| | PATA | | 0.06 |
| ESPOL | | 0.40 | |
| | CAMPO MORILLO | | 0.00 |
| | CAMPO CENTRO | | 0.23 |
| | CAMPO NORTE | | 0.04 |
| | CAMPO SUR | | 0.13 |
| CANADA GRANDE | | 0.02 | |
| | PACOA | | 0.02 |
| SUB - TOTAL | | 43.61 | 43.61 |
| TOTAL | | 100.00 | 100.00 |

FUENTE: DNH - EXPLORACION Y EXPLOTACION
ELABORACION: COORDINACION DE LIQUIDACIONES Y ESTADISTICAS - ESTADISTICA

MAPA ESTADISTICO DE PRODUCCION DE PETROLEO CRUDO EN CAMPOS 2006



V.
PRODUCCION DE GAS ASOCIADO POR COMPAÑIAS

PRODUCCION DE GAS ASOCIADO POR CAMPOS: PETROPRODUCCION
2006

En Miles de Pies Cúbicos

| CAMPOS | ENERO | FEBRERO | MARZO | ABRIL | MAYO | JUNIO | JULIO | AGOSTO | SEPTIEMBRE | OCTUBRE | NOVIEMBRE | DICIEMBRE | TOTAL |
|--------------------|-----------|-----------|-----------|-----------|-----------|-----------|-----------|-----------|------------|-----------|-----------|-----------|------------|
| AGUARICO | 14,485 | 16,614 | 18,593 | 17,682 | 17,219 | 16,778 | 15,236 | 17,443 | 17,348 | 19,485 | 14,123 | 16,245 | 201,251 |
| ANACONDA | 123 | 28 | 26 | 30 | 31 | 30 | 31 | 31 | 30 | 31 | 30 | 31 | 452 |
| ATACAPI | 153,687 | 113,453 | 114,932 | 116,421 | 104,823 | 101,154 | 115,095 | 65,306 | 72,030 | 61,364 | 63,315 | 59,641 | 1,141,221 |
| AUCA | 33,049 | 29,473 | 32,044 | 47,383 | 44,484 | 35,814 | 34,615 | 39,532 | 32,203 | 32,576 | 38,912 | 38,427 | 438,512 |
| AUCA SUR 1-2 | 5,229 | 4,811 | 4,452 | 5,276 | 5,275 | 5,219 | 5,097 | 5,212 | 5,238 | 5,350 | 5,087 | 5,158 | 61,404 |
| CONONACO | 12,371 | 12,613 | 11,361 | 15,009 | 16,001 | 15,145 | 14,783 | 14,624 | 14,058 | 14,217 | 13,586 | 14,884 | 168,652 |
| CULEBRA | 5,857 | 5,258 | 7,220 | 5,785 | 5,907 | 6,107 | 6,217 | 6,333 | 5,848 | 6,138 | 6,376 | 5,795 | 72,841 |
| CUYABENO | 63,804 | 57,023 | 64,418 | 56,730 | 62,692 | 64,405 | 80,178 | 81,520 | 79,703 | 83,770 | 78,805 | 92,264 | 865,312 |
| FRONTERA | 10,491 | 9,010 | 8,133 | 12,715 | 9,524 | 4,129 | 2,907 | 3,064 | 502 | 378 | | | 60,853 |
| GUANTA | 26,963 | 24,598 | 26,527 | 25,052 | 24,930 | 25,896 | 26,044 | 25,280 | 22,105 | 22,466 | 21,234 | 24,255 | 295,350 |
| LAGO AGRIO | 33,445 | 28,900 | 29,456 | 27,972 | 33,040 | 36,638 | 42,004 | 48,687 | 37,105 | 38,749 | 38,645 | 37,595 | 432,236 |
| PARAHUACU | 45,096 | 51,479 | 50,283 | 38,116 | 32,831 | 10,814 | 38,725 | 37,294 | 29,891 | 32,593 | 23,383 | 91,136 | 481,641 |
| PICHINCHA | 95,763 | 85,715 | 70,552 | 78,188 | 83,461 | 68,138 | 70,816 | 55,030 | 63,384 | 114,748 | 105,778 | 112,230 | 1,003,803 |
| PUCUNA | 14,287 | 13,106 | 14,413 | 13,869 | 17,742 | 15,553 | 16,190 | 13,667 | 13,710 | 16,190 | 15,112 | 15,009 | 178,848 |
| RUMIYACU | 1,347 | 1,208 | 1,136 | 383 | 705 | 664 | 677 | 699 | 664 | 745 | 763 | 947 | 9,938 |
| SACHA | 415,261 | 282,097 | 322,520 | 289,468 | 284,313 | 267,538 | 293,762 | 283,092 | 267,372 | 283,442 | 295,882 | 268,338 | 3,553,085 |
| SANSAHUARI | 10,305 | 9,764 | 9,685 | 9,962 | 10,217 | 10,513 | 9,543 | 9,331 | 8,852 | 15,696 | 13,340 | 20,060 | 137,268 |
| SECOYA | 220,834 | 235,099 | 223,054 | 195,492 | 172,339 | 145,117 | 155,654 | 201,215 | 213,615 | 261,749 | 185,912 | 160,303 | 2,370,383 |
| SHUARA | 36,031 | 44,875 | 29,028 | 31,223 | 60,103 | 41,159 | 34,978 | 40,240 | 31,266 | 29,024 | 29,632 | 37,930 | 445,489 |
| SHUSHUFINDI | 588,281 | 560,536 | 590,200 | 545,607 | 559,934 | 622,479 | 648,020 | 654,532 | 626,685 | 611,487 | 581,154 | 620,343 | 7,209,258 |
| SHUSHUQUI | 26,686 | 21,425 | 21,632 | 18,745 | 22,807 | 20,236 | 19,822 | 21,298 | 18,781 | 16,924 | 16,542 | 14,032 | 238,930 |
| TETETE | 14,223 | 9,711 | 4,565 | 8,373 | 7,967 | 7,512 | 7,150 | 9,528 | 5,181 | 4,329 | 778 | 633 | 79,950 |
| VICTOR HUGO RUALES | 3,827 | 3,617 | 4,326 | 4,774 | 5,717 | 4,893 | 5,098 | 5,028 | 2,683 | 378 | 6,026 | 1,741 | 48,108 |
| YUCA | 9,189 | 8,299 | 7,908 | 8,898 | 8,044 | 12,031 | 16,823 | 17,279 | 17,253 | 17,584 | 16,026 | 18,505 | 157,839 |
| YULEBRA | 8,959 | 11,701 | 7,135 | 8,890 | 8,521 | 9,845 | 12,208 | 13,031 | 11,437 | 11,036 | 9,180 | 9,829 | 121,772 |
| 2006 | 1,849,593 | 1,640,413 | 1,673,599 | 1,582,043 | 1,598,627 | 1,547,807 | 1,671,673 | 1,668,296 | 1,596,944 | 1,700,449 | 1,579,621 | 1,665,331 | 19,774,396 |
| 2005 | 1,896,486 | 1,773,974 | 2,101,824 | 1,915,360 | 1,991,551 | 1,874,778 | 1,988,693 | 1,601,737 | 1,835,607 | 1,958,683 | 1,775,818 | 1,799,889 | 22,514,400 |
| VARIACION % | -2.47 | -7.53 | -20.37 | -17.40 | -19.73 | -17.44 | -15.94 | 4.16 | -13.00 | -13.18 | -11.05 | -7.48 | -12.17 |

FUENTE: DNH - EXPLORACION Y EXPLOTACION

ELABORACION: COORDINACION DE LIQUIDACIONES Y ESTADISTICAS - ESTADISTICA

PRODUCCION DE GAS ASOCIADO POR CAMPOS: SIPEC

2006

En Miles de Pies Cúbicos

| CAMPOS | ENERO | FEBRERO | MARZO | ABRIL | MAYO | JUNIO | JULIO | AGOSTO | SEPTIEMBRE | OCTUBRE | NOVIEMBRE | DICIEMBRE | TOTAL |
|-----------------------|----------------|---------------|----------------|---------------|----------------|----------------|----------------|---------------|----------------|---------------|---------------|---------------|------------------|
| BIGUNO | 1,274 | 1,098 | 2,991 | 3,308 | 3,038 | 2,959 | 2,810 | 2,671 | 2,361 | 2,806 | 2,756 | 2,948 | 31,017 |
| HUACHITO | 5,886 | 4,841 | 5,209 | 4,628 | 5,004 | 4,840 | 3,501 | 2,984 | 2,564 | 2,479 | 2,197 | 2,162 | 46,295 |
| MAURO DAVALOS CORDERO | 84,426 | 72,666 | 81,053 | 81,297 | 81,155 | 70,171 | 65,063 | 72,135 | 62,682 | 68,738 | 67,322 | 70,733 | 877,442 |
| PARAISO | 11,042 | 9,883 | 11,168 | 10,026 | 9,983 | 9,262 | 9,023 | 7,994 | 7,717 | 7,606 | 7,276 | 7,020 | 108,000 |
| 2006 | 102,627 | 88,487 | 100,420 | 99,258 | 99,181 | 87,232 | 80,396 | 85,785 | 75,324 | 81,629 | 79,552 | 82,862 | 1,062,753 |
| 2005 | 91,196 | 86,790 | 101,962 | 99,946 | 104,643 | 104,353 | 105,867 | 74,514 | 100,225 | 84,487 | 86,292 | 99,157 | 1,139,433 |
| VARIACIÓN % | 12.53 | 1.96 | -1.51 | -0.69 | -5.22 | -16.41 | -24.06 | 15.13 | -24.85 | -3.38 | -7.81 | -16.43 | -6.73 |

FUENTE: DNH - EXPLORACION Y EXPLOTACION

ELABORACION: COORDINACION DE LIQUIDACIONES Y ESTADISTICAS - ESTADISTICA

PRODUCCION DE GAS ASOCIADO POR CAMPOS: PETROECUADOR - PERENCO

2006

-En Miles de Pies Cúbicos-

| CAMPOS | ENERO | FEBRERO | MARZO | ABRIL | MAYO | JUNIO | JULIO | AGOSTO | SEPTIEMBRE | OCTUBRE | NOVIEMBRE | DICIEMBRE | TOTAL |
|--------------------|---------------|---------------|---------------|---------------|---------------|---------------|---------------|---------------|---------------|---------------|---------------|---------------|----------------|
| COCA | 1953 | 1680 | 1613 | 1615 | 1767 | 1827 | 1381 | 1164 | 1560 | 1372 | 1410 | 1453 | 18795 |
| PAYAMINO | 10,256 | 7,277 | 9,106 | 6,701 | 6,510 | 7,410 | 7,033 | 9,434 | 11,370 | 6,455 | 5,520 | 5,846 | 92,918 |
| 2006 | 12,209 | 8,957 | 10,719 | 8,316 | 8,277 | 9,237 | 8,414 | 10,598 | 12,930 | 7,827 | 6,930 | 7,299 | 111,713 |
| 2005 | 12,644 | 11,364 | 12,307 | 12,105 | 13,616 | 25,920 | 12,679 | 11,257 | 10,085 | 13,679 | 12,875 | 9,548 | 158,079 |
| VARIACIÓN % | -3.44 | -21.18 | -12.90 | -31.30 | -39.21 | -64.36 | -33.64 | -5.85 | 28.21 | -42.78 | -46.17 | -23.55 | -29.33 |

FUENTE: DNH - EXPLORACION Y EXPLOTACION

ELABORACION: COORDINACION DE LIQUIDACIONES Y ESTADISTICAS - ESTADISTICA

PRODUCCION DE GAS ASOCIADO POR CAMPOS: PETROLEOS SUDAMERICANOS

2006

En Miles de Pies Cúbicos

| CAMPOS | ENERO | FEBRERO | MARZO | ABRIL | MAYO | JUNIO | JULIO | AGOSTO | SEPTIEMBRE | OCTUBRE | NOVIEMBRE | DICIEMBRE | TOTAL |
|--------------------|---------------|---------------|---------------|---------------|---------------|---------------|---------------|---------------|---------------|---------------|---------------|---------------|----------------|
| PALANDA | 6,066 | 1,932 | 2,139 | 2,070 | 2,139 | 2,070 | 1,968 | 1,550 | 1,500 | 1,550 | 1,165 | 1,258 | 25,408 |
| PINDO | 8,478 | 8,456 | 9,362 | 9,060 | 8,926 | 9,060 | 10,142 | 11,377 | 10,003 | 9,734 | 10,372 | 11,466 | 116,437 |
| PINDO ESTE | 1,693 | 700 | 775 | 750 | 775 | 750 | 775 | 775 | 750 | 775 | 752 | 777 | 10,047 |
| PRIMAVERA | 2,480 | 2,240 | 2,480 | 880 | 0 | 0 | 0 | 440 | 2,400 | 2,480 | 1,900 | 1,860 | 17,160 |
| YUCA SUR 1-2 | 7,044 | 8,988 | 9,818 | 9,060 | 9,362 | 9,060 | 9,387 | 11,357 | 11,130 | 11,501 | 11,551 | 11,796 | 120,054 |
| 2006 | 25,761 | 22,316 | 24,574 | 21,820 | 21,202 | 20,940 | 22,272 | 25,499 | 25,783 | 26,040 | 25,741 | 27,158 | 289,105 |
| 2005 | 24,149 | 21,812 | 24,149 | 23,370 | 22,265 | 23,370 | 24,149 | 24,149 | 23,370 | 24,449 | 25,530 | 26,629 | 287,391 |
| VARIACIÓN % | 6.68 | 2.31 | 1.76 | -6.63 | -4.77 | -10.40 | -7.77 | 5.59 | 10.33 | 6.51 | 0.83 | 1.98 | 0.60 |

FUENTE: DNH - EXPLORACION Y EXPLOTACION

ELABORACION: COORDINACION DE LIQUIDACIONES Y ESTADISTICAS - ESTADISTICA

PRODUCCION DE GAS ASOCIADO POR CAMPOS: TECPECUADOR

2006

En Miles de Pies Cúbicos

| CAMPOS | ENERO | FEBRERO | MARZO | ABRIL | MAYO | JUNIO | JULIO | AGOSTO | SEPTIEMBRE | OCTUBRE | NOVIEMBRE | DICIEMBRE | TOTAL |
|---------------|---------|---------|---------|---------|---------|---------|---------|---------|------------|---------|-----------|-----------|-----------|
| BERMEJO NORTE | 377,589 | 336,139 | 377,066 | 350,104 | 326,438 | 332,899 | 332,019 | 320,875 | 221,638 | 209,574 | 192,842 | 223,010 | 3,600,191 |
| BERMEJO SUR | 203,796 | 188,685 | 220,925 | 189,149 | 190,280 | 202,729 | 207,862 | 219,627 | 319,074 | 329,800 | 324,482 | 373,724 | 2,970,133 |
| EL RAYO | 8,525 | 10,465 | 19,751 | 19,965 | 19,228 | 20,330 | 21,079 | 21,588 | 21,257 | 19,079 | 10,935 | 13,319 | 205,522 |
| 2006 | 589,910 | 535,289 | 617,742 | 559,217 | 535,946 | 555,958 | 560,960 | 562,090 | 561,969 | 558,454 | 528,259 | 610,052 | 6,775,846 |
| 2005 | 560,022 | 504,397 | 566,138 | 541,796 | 572,759 | 554,993 | 562,683 | 499,122 | 540,140 | 536,832 | 517,222 | 545,519 | 6,501,623 |
| VARIACIÓN % | 5.34 | 6.12 | 9.12 | 3.22 | -6.43 | 0.17 | -0.31 | 12.62 | 4.04 | 4.03 | 2.13 | 11.83 | 4.22 |

FUENTE: DNH - EXPLORACION Y EXPLOTACION

ELABORACION: COORDINACION DE LIQUIDACIONES Y ESTADISTICAS - ESTADISTICA

PRODUCCION DE GAS ASOCIADO POR CAMPOS: PETROBELL

2006

En Miles de Pies Cúbicos

| CAMPOS | ENERO | FEBRERO | MARZO | ABRIL | MAYO | JUNIO | JULIO | AGOSTO | SEPTIEMBRE | OCTUBRE | NOVIEMBRE | DICIEMBRE | TOTAL |
|-------------|--------|---------|--------|--------|--------|--------|--------|--------|------------|---------|-----------|-----------|---------|
| TIGUINO | 24,493 | 19,779 | 17,120 | 25,745 | 24,541 | 18,653 | 19,123 | 22,418 | 20,945 | 23,337 | 20,764 | 29,355 | 266,273 |
| 2006 | 24,493 | 19,779 | 17,120 | 25,745 | 24,541 | 18,653 | 19,123 | 22,418 | 20,945 | 23,337 | 20,764 | 29,355 | 266,273 |
| 2005 | 20,066 | 20,889 | 23,813 | 20,959 | 23,330 | 22,184 | 20,504 | 12,557 | 20,860 | 23,962 | 24,483 | 26,726 | 260,333 |
| VARIACIÓN % | 22.06 | -5.31 | -28.11 | 22.84 | 5.19 | -15.92 | -6.74 | 78.53 | 0.41 | -2.61 | -15.19 | 9.84 | 2.28 |

FUENTE: DNH - EXPLORACION Y EXPLOTACION

ELABORACION: COORDINACION DE LIQUIDACIONES Y ESTADISTICAS - ESTADISTICA

PRODUCCION DE GAS ASOCIADO POR CAMPOS:PERENCO

2006

Miles de Pies Cúbicos

| CAMPOS | ENERO | FEBRERO | MARZO | ABRIL | MAYO | JUNIO | JULIO | AGOSTO | SEPTIEMBRE | OCTUBRE | NOVIEMBRE | DICIEMBRE | TOTAL |
|-------------|--------|---------|--------|--------|--------|--------|--------|--------|------------|---------|-----------|-----------|---------|
| YURALPA | 6,520 | 7,033 | 7,998 | 7,638 | 7,564 | 7,194 | 6,201 | 6,982 | 6,567 | 10,607 | 13,140 | 13,578 | 101,022 |
| GACELA | 4,284 | 4,092 | 3,875 | 3,600 | 3,864 | 3,652 | 3,154 | 3,925 | 4,020 | 4,749 | 5,220 | 5,399 | 49,834 |
| JAGUAR | 21 | 0 | 9 | | | | | | | | | | 30 |
| LOBO | 2,015 | 1,764 | 1,860 | 1,470 | 2,817 | 1,789 | 1,752 | 2,040 | 1,980 | 1,876 | 1,950 | 2,015 | 23,328 |
| MONO | 1,209 | 1,036 | 1,209 | 1,140 | 1,107 | 922 | 944 | 1,035 | 1,050 | 555 | 360 | 371 | 10,938 |
| OSO | 7,843 | 6,807 | 5,855 | 5,040 | 5,980 | 6,083 | 5,974 | 6,540 | 7,454 | 10,419 | 12,720 | 12,894 | 93,609 |
| 2006 | 21,892 | 20,732 | 20,806 | 18,888 | 21,332 | 19,640 | 18,025 | 20,522 | 21,071 | 28,206 | 33,390 | 34,257 | 278,761 |
| 2005 | 30,847 | 23,340 | 26,040 | 21,069 | 25,438 | 24,513 | 23,931 | 24,107 | 23,529 | 19,935 | 20,430 | 21,421 | 284,600 |
| VARIACIÓN % | 10.55 | 27.20 | 21.06 | 29.12 | 16.40 | 17.80 | 10.48 | 29.09 | 44.51 | 80.75 | 97.36 | 94.00 | 37.20 |

FUENTE: DNH - EXPLORACION Y EXPLOTACION

ELABORACION: COORDINACION DE LIQUIDACIONES Y ESTADISTICAS - ESTADISTICA

PRODUCCION DE GAS ASOCIADO POR CAMPOS: PETROECUADOR-EX-OCCIDENTAL-BLOQUE 15

2006

En Miles de Pies Cúbicos

| CAMPOS | ENERO | FEBRERO | MARZO | ABRIL | MAYO | JUNIO | JULIO | AGOSTO | SEPTIEMBRE | OCTUBRE | NOVIEMBRE | DICIEMBRE | TOTAL |
|-------------|----------|----------|----------|----------|----------------|----------------|----------------|----------------|----------------|----------------|----------------|----------------|------------------|
| YANAQUINCHA | | | | | 10,756 | 18,933 | 19,197 | 20,695 | 19,033 | 19,797 | 26,693 | 26,522 | 161,626 |
| INDILLANA | | | | | 114,683 | 189,150 | 207,273 | 168,920 | 176,347 | 191,684 | 199,377 | 216,966 | 1,464,400 |
| PAKA NORTE | | | | | | | | 1,065 | 1,352 | 1,497 | 1,111 | 1,023 | 6,048 |
| PAKA SUR | | | | | | | | 12,654 | 25,743 | 30,559 | 29,037 | 29,855 | 127,848 |
| EDEN YUTURI | | | | | 138,947 | 241,488 | 248,966 | 258,219 | 233,037 | 248,449 | 239,654 | 243,105 | 1,851,865 |
| LIMONCOCHA | | | | | 47,544 | 82,657 | 82,760 | 85,922 | 77,069 | 72,863 | 52,571 | 51,515 | 552,901 |
| 2006 | 0 | 0 | 0 | 0 | 311,930 | 532,228 | 558,196 | 547,475 | 532,581 | 564,849 | 548,443 | 568,986 | 4,164,687 |

FUENTE: DNH - EXPLORACION Y EXPLOTACION

ELABORACION: COORDINACION DE LIQUIDACIONES Y ESTADISTICAS - ESTADISTICA

PRODUCCION DE GAS ASOCIADO POR CAMPOS: OCCIDENTAL

2006

Miles de Pies Cúbicos

| CAMPOS | ENERO | FEBRERO | MARZO | ABRIL | MAYO | JUNIO | JULIO | AGOSTO | SEPTIEMBRE | OCTUBRE | NOVIEMBRE | DICIEMBRE | TOTAL |
|--------------------|----------------|----------------|----------------|----------------|----------------|----------------|----------------|----------------|----------------|----------------|----------------|----------------|------------------|
| YANAQUINCHA | 19,269 | 17,327 | 19,094 | 19,099 | 9,232 | | | | | | | | 84,021 |
| PAKA SUR | 2,093 | | | | | | | | | | | | 2,093 |
| INDILLANA | 242,215 | 225,390 | 258,696 | 241,731 | 111,565 | | | | | | | | 1,079,597 |
| EDEN YUTURI | 234,754 | 203,078 | 233,306 | 253,970 | 109,061 | | | | | | | | 1,034,169 |
| LIMONCOCHA | 88,219 | 79,642 | 84,887 | 81,741 | 38,751 | | | | | | | | 373,240 |
| 2006 | 586,550 | 525,437 | 595,983 | 596,541 | 268,609 | 0 | 0 | 0 | 0 | 0 | 0 | 0 | 2,573,120 |
| 2005 | 237,259 | 219,500 | 250,180 | 257,572 | 246,772 | 254,264 | 257,804 | 189,731 | 229,605 | 256,116 | 262,222 | 257,015 | 2,918,041 |
| VARIACIÓN % | 147.22 | 139.38 | 138.22 | 131.60 | 8.85 | -100.00 | -100.00 | -100.00 | -100.00 | -100.00 | -100.00 | -100.00 | -11.82 |

Nota: A partir del 15 de Mayo/2006 se declara la caducidad de la Empresa Occidental

FUENTE: DNH - EXPLORACION Y EXPLOTACION

ELABORACION: COORDINACION DE LIQUIDACIONES Y ESTADISTICAS - ESTADISTICA

PRODUCCION DE GAS ASOCIADO POR CAMPOS: ENCANAECUADOR

2006

En Miles de Pies Cúbicos

| CAMPOS | ENERO | FEBRERO | MARZO | ABRIL | MAYO | JUNIO | JULIO | AGOSTO | SEPTIEMBRE | OCTUBRE | NOVIEMBRE | DICIEMBRE | TOTAL |
|--------------------|---------------|---------------|---------------|---------------|---------------|---------------|---------------|---------------|---------------|---------------|---------------|---------------|----------------|
| KUPI | 0 | 0 | 0 | 0 | 0 | 0 | 0 | 0 | 0 | 0 | 0 | 540 | 540 |
| NANTU | 2,928 | 2,800 | 3,040 | 2,678 | 2,993 | 2,792 | 2,749 | 3,977 | 3,469 | 2,909 | 3,283 | 5,615 | 39,233 |
| SUNKA | 396 | 639 | 581 | 560 | 580 | 553 | 539 | 384 | 335 | 698 | 764 | 782 | 6,811 |
| WANKE | 2,042 | 1,789 | 2,031 | 1,853 | 1,038 | 926 | 2,824 | 3,359 | 3,626 | 3,095 | 3,830 | 5,551 | 31,964 |
| HORMIGUERO | 27,926 | 22,906 | 23,839 | 29,479 | 31,452 | 31,905 | 33,089 | 31,756 | 30,581 | 29,833 | 25,807 | 28,326 | 346,899 |
| HORMIGUERO SUR | 0 | 0 | 0 | 0 | 0 | 0 | 0 | 0 | 0 | 0 | 0 | 0 | 0 |
| 2006 | 33,293 | 28,133 | 29,491 | 34,570 | 36,063 | 36,176 | 39,201 | 39,476 | 38,011 | 36,535 | 33,684 | 40,814 | 425,447 |
| 2005 | 21,879 | 20,457 | 18,200 | 19,370 | 26,463 | 32,070 | 31,827 | 17,484 | 15,847 | 10,757 | 18,994 | 34,712 | 268,059 |
| VARIACIÓN % | 52.17 | 37.52 | 62.04 | 78.47 | 36.28 | 12.80 | 23.17 | 125.79 | 139.86 | 239.66 | 77.34 | 17.58 | 58.71 |

NOTA : A partir del 4 de Agosto del 2006 Encana Ecuador cambia de denominación a Petrooriental

FUENTE: DNH - EXPLORACION Y EXPLOTACION

ELABORACION: COORDINACION DE LIQUIDACIONES Y ESTADISTICAS - ESTADISTICA

PRODUCCION DE GAS ASOCIADO POR CAMPOS: REPSOL YPF

2006

En Miles de Pies Cúbicos

| CAMPOS | ENERO | FEBRERO | MARZO | ABRIL | MAYO | JUNIO | JULIO | AGOSTO | SEPTIEMBRE | OCTUBRE | NOVIEMBRE | DICIEMBRE | TOTAL |
|--------------------|----------------|----------------|----------------|----------------|----------------|----------------|----------------|----------------|----------------|----------------|----------------|----------------|------------------|
| AMO | 26,719 | 27,566 | 29,199 | 28,217 | 32,231 | 39,003 | 38,024 | 39,632 | 37,072 | 41,606 | 51,192 | 46,556 | 437,016 |
| BOGUI-CAPIRON | 26,980 | 25,053 | 28,080 | 27,351 | 30,700 | 29,213 | 34,020 | 33,362 | 29,378 | 26,924 | 26,938 | 28,007 | 346,006 |
| DABO | 1,511 | 1,300 | 1,369 | 864 | 1,147 | 1,004 | 952 | 849 | 763 | 954 | 913 | 954 | 12,578 |
| DAIMI | 48,175 | 40,843 | 46,065 | 39,616 | 43,093 | 43,560 | 51,429 | 50,094 | 44,280 | 50,602 | 53,306 | 54,932 | 565,996 |
| GINTA | 58,666 | 50,058 | 54,118 | 51,901 | 52,723 | 45,643 | 52,523 | 51,442 | 40,187 | 45,885 | 42,513 | 42,723 | 588,382 |
| IRO | 61,461 | 52,486 | 60,338 | 55,739 | 59,100 | 57,796 | 69,632 | 63,399 | 53,863 | 62,321 | 60,761 | 62,420 | 719,316 |
| TIVACUNO | 9,044 | 7,597 | 9,048 | 8,948 | 9,527 | 9,351 | 9,130 | 8,275 | 10,289 | 11,748 | 6,778 | 11,487 | 111,222 |
| WATI | 1,096 | 885 | 339 | 255 | 124 | 104 | 123 | 111 | 99 | 103 | 111 | 115 | 3,464 |
| 2006 | 233,652 | 205,788 | 228,555 | 212,890 | 228,644 | 225,673 | 255,832 | 247,165 | 215,932 | 240,143 | 242,512 | 247,194 | 2,783,980 |
| 2005 | 182,404 | 159,368 | 192,415 | 186,042 | 194,822 | 217,344 | 206,987 | 206,747 | 215,596 | 218,447 | 201,242 | 233,870 | 2,415,283 |
| VARIACIÓN % | 28.10 | 29.13 | 18.78 | 14.43 | 17.36 | 3.83 | 23.60 | 19.55 | 0.16 | 9.93 | 20.51 | 5.70 | 15.27 |

FUENTE: DNH - EXPLORACION Y EXPLOTACION

ELABORACION: COORDINACION DE LIQUIDACIONES Y ESTADISTICAS - ESTADISTICA

PRODUCCION DE GAS ASOCIADO POR CAMPOS: AEC ECUADOR

2006

En Miles de Pies Cúbicos

| CAMPOS | ENERO | FEBRERO | MARZO | ABRIL | MAYO | JUNIO | JULIO | AGOSTO | SEPTIEMBRE | OCTUBRE | NOVIEMBRE | DICIEMBRE | TOTAL |
|--------------------|----------------|----------------|----------------|----------------|----------------|----------------|----------------|----------------|----------------|----------------|----------------|----------------|------------------|
| ALICE | 13,985 | 10,919 | 11,403 | 11,440 | 11,856 | 9,759 | 10,047 | 9,781 | 12,707 | 18,209 | 15,564 | 19,037 | 154,707 |
| CHORONGO | 892 | 764 | 879 | 920 | 1,066 | 667 | 626 | 743 | 746 | 672 | 737 | 765 | 9,477 |
| DORINE | 110,158 | 102,959 | 109,463 | 111,991 | 105,824 | 104,766 | 112,058 | 110,597 | 110,377 | 109,374 | 98,513 | 95,477 | 1,281,557 |
| FANNY-18B | 58,241 | 54,127 | 54,270 | 50,132 | 53,111 | 53,231 | 55,317 | 52,613 | 53,408 | 53,946 | 54,078 | 57,725 | 650,199 |
| MAHOGANY | 2,173 | 1,923 | 1,704 | 1,433 | 1,517 | 1,250 | 1,225 | 1,003 | 1,083 | 1,098 | 962 | 961 | 16,332 |
| MARIANN | 1,724 | 1,531 | 2,324 | 2,058 | 1,559 | 2,955 | 7,129 | 4,649 | 5,928 | 5,647 | 4,730 | 3,794 | 44,028 |
| MARIANN-4A | 3,640 | 2,951 | 3,179 | 3,095 | 3,259 | 3,189 | 3,184 | 3,142 | 2,907 | 2,953 | 2,894 | 2,909 | 37,302 |
| SHIRLEY | 2,659 | 2,512 | 2,464 | 2,281 | 2,583 | 2,474 | 2,595 | 1,974 | 2,347 | 2,366 | 1,239 | 3,125 | 28,619 |
| SONIA | 4,993 | 4,401 | 4,746 | 4,257 | 3,962 | 3,329 | 3,122 | 2,292 | 2,129 | 1,856 | 1,521 | 1,378 | 37,986 |
| 2006 | 198,465 | 182,087 | 190,432 | 187,607 | 184,737 | 181,620 | 195,303 | 186,794 | 191,632 | 196,121 | 180,238 | 185,171 | 2,260,207 |
| 2005 | 339,917 | 312,116 | 339,917 | 312,116 | 312,198 | 237,087 | 239,551 | 220,557 | 226,398 | 202,191 | 212,401 | 212,935 | 209,748 |
| VARIACIÓN % | -41.61 | -41.66 | -43.98 | -39.89 | -40.83 | -23.40 | -18.47 | -15.31 | -15.36 | -3.00 | -15.14 | -13.04 | 977.58 |

NOTA: A partir del 11 de Mayo del 2006 AEC cambia de denominación a Andes Petroleum

FUENTE: DNH - EXPLORACION Y EXPLOTACION

ELABORACION: COORDINACION DE LIQUIDACIONES Y ESTADISTICAS - ESTADISTICA

PRODUCCION DE GAS ASOCIADO POR CAMPOS: CITY ORIENTE

2006

En Miles de Pies Cúbicos

| CAMPOS | ENERO | FEBRERO | MARZO | ABRIL | MAYO | JUNIO | JULIO | AGOSTO | SEPTIEMBRE | OCTUBRE | NOVIEMBRE | DICIEMBRE | TOTAL |
|------------------|--------|---------|--------|--------|--------|--------|--------|--------|------------|---------|-----------|-----------|---------|
| BLANCA | 1,152 | 963 | 933 | 1,359 | 2,209 | 2,233 | 1,950 | 1,649 | 1,509 | 1,417 | 1,096 | 1,325 | 17,795 |
| TIPIISHCA-HUAICO | 9,121 | 7,096 | 9,163 | 9,079 | 8,561 | 8,193 | 8,001 | 8,745 | 7,660 | 8,597 | 8,145 | 8,287 | 100,648 |
| VINITA | 615 | 578 | 569 | 537 | 518 | 488 | 413 | 499 | 542 | 551 | 529 | 557 | 6,396 |
| 2006 | 10,888 | 8,636 | 10,666 | 10,975 | 11,287 | 10,914 | 10,364 | 10,894 | 9,711 | 10,564 | 9,770 | 10,168 | 124,839 |
| 2005 | 13,460 | 12,220 | 12,350 | 11,280 | 11,040 | 10,160 | 10,180 | 8,270 | 9,570 | 9,380 | 8,880 | 11,110 | 127,900 |
| VARIACION % | -19.11 | -29.33 | -13.64 | -2.70 | 2.24 | 7.42 | 1.81 | 31.73 | 1.47 | 12.62 | 10.03 | -8.47 | -2.39 |

FUENTE: DNH - EXPLORACION Y EXPLOTACION

ELABORACION: COORDINACION DE LIQUIDACIONES Y ESTADISTICAS - ESTADISTICA

PRODUCCION DE GAS ASOCIADO POR CAMPOS: AGIP OIL ECUADOR

2006

En Miles de Pies Cúbicos

| CAMPOS | ENERO | FEBRERO | MARZO | ABRIL | MAYO | JUNIO | JULIO | AGOSTO | SEPTIEMBRE | OCTUBRE | NOVIEMBRE | DICIEMBRE | TOTAL |
|-------------|--------|---------|--------|--------|--------|--------|--------|--------|------------|---------|-----------|-----------|---------|
| VILLANO | 14,027 | 14,817 | 15,542 | 14,140 | 15,592 | 10,411 | 11,901 | 12,454 | 13,074 | 11,735 | 10,222 | 10,907 | 154,821 |
| 2006 | 14,027 | 14,817 | 15,542 | 14,140 | 15,592 | 10,411 | 11,901 | 12,454 | 13,074 | 11,735 | 10,222 | 10,907 | 154,821 |
| 2005 | 21,064 | 19,287 | 20,489 | 19,662 | 17,892 | 18,337 | 21,650 | 21,452 | 18,394 | 18,180 | 16,104 | 17,536 | 230,046 |
| VARIACION % | -33.41 | -23.17 | -24.15 | -28.08 | -12.86 | -43.23 | -45.03 | -41.95 | -28.92 | -35.45 | -36.53 | -37.80 | -32.70 |

FUENTE: DNH - EXPLORACION Y EXPLOTACION

ELABORACION: COORDINACION DE LIQUIDACIONES Y ESTADISTICAS - ESTADISTICA

PRODUCCION DE GAS ASOCIADO POR CAMPOS: ECUADOR TLC

2006

En Miles de Pies Cúbicos

| CAMPOS | ENERO | FEBRERO | MARZO | ABRIL | MAYO | JUNIO | JULIO | AGOSTO | SEPTIEMBRE | OCTUBRE | NOVIEMBRE | DICIEMBRE | TOTAL |
|-------------|---------|---------|---------|---------|---------|---------|---------|---------|------------|---------|-----------|-----------|-----------|
| PALO AZUL | 424,774 | 329,552 | 406,497 | 403,027 | 447,217 | 419,598 | 436,577 | 449,033 | 411,354 | 367,014 | 410,955 | 411,139 | 4,916,736 |
| PATA | 409 | 373 | 387 | 310 | 381 | 900 | 276 | 220 | 704 | 349 | 191 | 210 | 4,709 |
| 2006 | 425,183 | 329,925 | 406,885 | 403,336 | 447,598 | 420,498 | 436,853 | 449,253 | 412,058 | 367,363 | 411,146 | 411,348 | 4,921,446 |
| 2005 | 179,432 | 226,809 | 310,498 | 343,358 | 420,917 | 336,217 | 381,882 | 227,274 | 265,108 | 382,529 | 338,666 | 336,748 | 3,749,438 |
| VARIACION % | 136.96 | 45.46 | 31.04 | 17.47 | 6.34 | 25.07 | 14.39 | 97.67 | 55.43 | -3.96 | 21.40 | 22.15 | 31.26 |

FUENTE: DNH - EXPLORACION Y EXPLOTACION

ELABORACION: COORDINACION DE LIQUIDACIONES Y ESTADISTICAS - ESTADISTICA

PRODUCCION DE GAS ASOCIADO POR CAMPOS: ESPOL

2006

En Miles de Pies Cúbicos

| CAMPOS | ENERO | FEBRERO | MARZO | ABRIL | MAYO | JUNIO | JULIO | AGOSTO | SEPTIEMBRE | OCTUBRE | NOVIEMBRE | DICIEMBRE | TOTAL |
|-------------------|--------|---------|--------|--------|--------|--------|--------|--------|------------|---------|-----------|-----------|---------|
| CAMPOS DEL CENTRO | 7,096 | 6,397 | 6,912 | 6,781 | 9,810 | 6,658 | 6,762 | 8,360 | 8,102 | 6,914 | 6,579 | 6,976 | 87,347 |
| CAMPOS DELNORTE | 3,391 | 5,126 | 6,581 | 6,360 | 6,559 | 6,334 | 6,553 | 6,624 | 6,400 | 6,569 | 6,342 | 6,541 | 73,380 |
| CAMPOS DEL SUR | 6,264 | 5,657 | 6,268 | 6,094 | 8,963 | 6,090 | 6,267 | 7,706 | 7,465 | 6,327 | 6,064 | 6,305 | 79,470 |
| 2006 | 16,751 | 17,180 | 19,761 | 19,235 | 25,332 | 19,082 | 19,582 | 22,690 | 21,967 | 19,810 | 18,985 | 19,822 | 240,197 |
| 2005 | 38,589 | 37,965 | 38,276 | 16,800 | 13,734 | 16,800 | 15,704 | 16,795 | 16,942 | 17,771 | 17,305 | 17,277 | 263,958 |
| VARIACION % | -56.59 | -54.75 | -48.37 | 14.49 | 84.45 | 13.58 | 24.69 | 35.10 | 29.66 | 11.47 | 9.71 | 14.73 | -9.00 |

FUENTE: DNH - EXPLORACION Y EXPLOTACION

ELABORACION: COORDINACION DE LIQUIDACIONES Y ESTADISTICAS - ESTADISTICA

PRODUCCION DE GAS ASOCIADO POR CAMPOS: CANADA GRANDE

2006

En Miles de Pies Cúbicos

| CAMPOS | ENERO | FEBRERO | MARZO | ABRIL | MAYO | JUNIO | JULIO | AGOSTO | SEPTIEMBRE | OCTUBRE | NOVIEMBRE | DICIEMBRE | TOTAL |
|-------------|-------|---------|-------|-------|-------|--------|--------|--------|------------|---------|-----------|-----------|--------|
| PACOA | 542 | 486 | 500 | 472 | 477 | 434 | 415 | 404 | 381 | 375 | 352 | 340 | 5,179 |
| 2006 | 542 | 486 | 500 | 472 | 477 | 434 | 415 | 404 | 381 | 375 | 352 | 340 | 5,179 |
| 2005 | 379 | 337 | 390 | 452 | 502 | 582 | 594 | 590 | 532 | 556 | 492 | 533 | 5,938 |
| VARIACIÓN % | 43.12 | 44.30 | 28.08 | 4.39 | -5.03 | -25.46 | -30.11 | -31.55 | -28.34 | -32.51 | -28.43 | -36.17 | -12.79 |

FUENTE: DNH-EXPLORACION Y EXPLOTACION

ELABORACION: COORDINACION DE LIQUIDACIONES Y ESTADISTICAS - ESTADISTICA

PRODUCCION DE GAS ASOCIADO POR EMPRESAS:

2006

En Miles de Pies Cúbicos

| EMPRESAS | ENERO | FEBRERO | MARZO | ABRIL | MAYO | JUNIO | JULIO | AGOSTO | SEPTIEMBRE | OCTUBRE | NOVIEMBRE | DICIEMBRE | TOTAL |
|--|-----------|-----------|-----------|-----------|-----------|-----------|-----------|-----------|------------|-----------|-----------|-----------|------------|
| PETROPRODUCCION | 1,849,593 | 1,640,413 | 1,673,599 | 1,582,043 | 1,598,627 | 1,547,807 | 1,671,673 | 1,688,296 | 1,596,944 | 1,700,449 | 1,579,621 | 1,665,331 | 19,774,396 |
| SIPEC | 102,627 | 88,487 | 100,420 | 99,258 | 99,181 | 87,232 | 80,396 | 85,785 | 75,324 | 81,629 | 79,552 | 82,862 | 1,062,753 |
| PETROECUADOR-PERENCO | 12,209 | 8,957 | 10,719 | 8,316 | 8,277 | 9,237 | 8,414 | 10,598 | 12,930 | 7,827 | 6,930 | 7,299 | 111,713 |
| PETROECUADOR- EXOCCIDENTAL- BLOQUE 15 | | | | | 311,930 | 532,228 | 558,196 | 547,475 | 532,581 | 564,849 | 548,443 | 568,986 | 4,164,687 |
| PETROLEOS SUDAMERICANOS | 25,761 | 22,316 | 24,574 | 21,820 | 21,202 | 20,940 | 22,272 | 25,499 | 25,783 | 26,040 | 25,741 | 27,158 | 289,105 |
| TEOPECUADOR | 589,910 | 535,289 | 617,742 | 559,217 | 535,946 | 555,958 | 560,960 | 562,090 | 561,969 | 558,454 | 528,259 | 610,052 | 6,775,846 |
| PETROBELL | 24,493 | 19,779 | 17,120 | 25,745 | 24,541 | 18,653 | 19,123 | 22,418 | 20,945 | 23,337 | 20,764 | 29,355 | 266,273 |
| PERENCO | 21,892 | 20,732 | 20,806 | 18,888 | 21,332 | 19,640 | 18,025 | 20,522 | 21,071 | 28,206 | 33,390 | 34,257 | 278,761 |
| OCCIDENTAL | 586,550 | 525,437 | 595,983 | 596,541 | 268,609 | - | - | - | - | - | - | - | 2,573,120 |
| ENCANA ECUADOR (PETROORIENTAL) | 33,293 | 28,133 | 29,491 | 34,570 | 36,063 | 36,176 | 39,201 | 39,476 | 38,011 | 36,535 | 33,684 | 40,814 | 425,447 |
| REPSOL YPF | 233,652 | 205,788 | 228,555 | 212,890 | 228,644 | 225,673 | 255,832 | 247,165 | 215,932 | 240,143 | 242,512 | 247,194 | 2,783,980 |
| AEC ECUADOR (ANDES PETROLEUM) | 198,465 | 182,087 | 190,432 | 187,607 | 184,737 | 181,620 | 195,303 | 186,794 | 191,632 | 196,121 | 180,238 | 185,171 | 2,260,207 |
| CITY ORIENTE | 10,888 | 8,636 | 10,666 | 10,975 | 11,287 | 10,914 | 10,364 | 10,894 | 9,711 | 10,564 | 9,770 | 10,168 | 124,839 |
| AGIP OIL ECUADOR | 14,027 | 14,817 | 15,542 | 14,140 | 15,592 | 10,411 | 11,901 | 12,454 | 13,074 | 11,735 | 10,222 | 10,907 | 154,821 |
| ECUADOR TLC | 425,183 | 329,925 | 406,885 | 403,336 | 447,598 | 420,498 | 436,853 | 449,253 | 412,058 | 367,363 | 411,146 | 411,348 | 4,921,446 |
| ESPOL | 16,751 | 17,180 | 19,761 | 19,235 | 25,332 | 19,082 | 19,582 | 22,690 | 21,967 | 19,810 | 18,985 | 19,822 | 240,197 |
| CANADA GRANDE | 542 | 486 | 500 | 472 | 477 | 434 | 415 | 404 | 381 | 375 | 352 | 340 | 5,179 |
| 2006 | 4,145,836 | 3,648,463 | 3,962,794 | 3,795,054 | 3,839,373 | 3,696,502 | 3,908,511 | 3,911,812 | 3,750,313 | 3,873,437 | 3,729,609 | 3,951,065 | 46,212,769 |
| 2005 | 3,976,203 | 3,707,394 | 4,283,605 | 3,991,076 | 4,206,581 | 4,030,301 | 4,184,718 | 3,422,467 | 3,840,279 | 4,108,668 | 3,844,914 | 3,980,433 | 47,576,640 |
| 2006 PROMEDIO DIA CALENDARIO | 133,737 | 129,463 | 127,832 | 126,221 | 127,832 | 123,851 | 122,644 | 126,187 | 124,438 | 124,950 | 123,731 | 127,454 | 126,610 |
| VARIACIÓN % | 4.27 | -1.59 | -7.49 | -4.91 | -8.73 | -8.28 | -6.60 | 14.30 | -2.34 | -5.73 | -3.00 | -0.74 | -2.87 |

NOTA : A partir del 4 de Agosto del 2006 Encana Ecuador cambia de denominación a Petrooriental y

el 11 de Mayo del 2006 AEC cambia de denominación a Andes Petroleum

FUENTE: DNH-EXPLORACION Y EXPLOTACION

ELABORACION: COORDINACION DE LIQUIDACIONES Y ESTADISTICAS - ESTADISTICA

PRODUCCION DE GAS ASOCIADO POR EMPRESAS: PROMEDIO DIA CALENDARIO

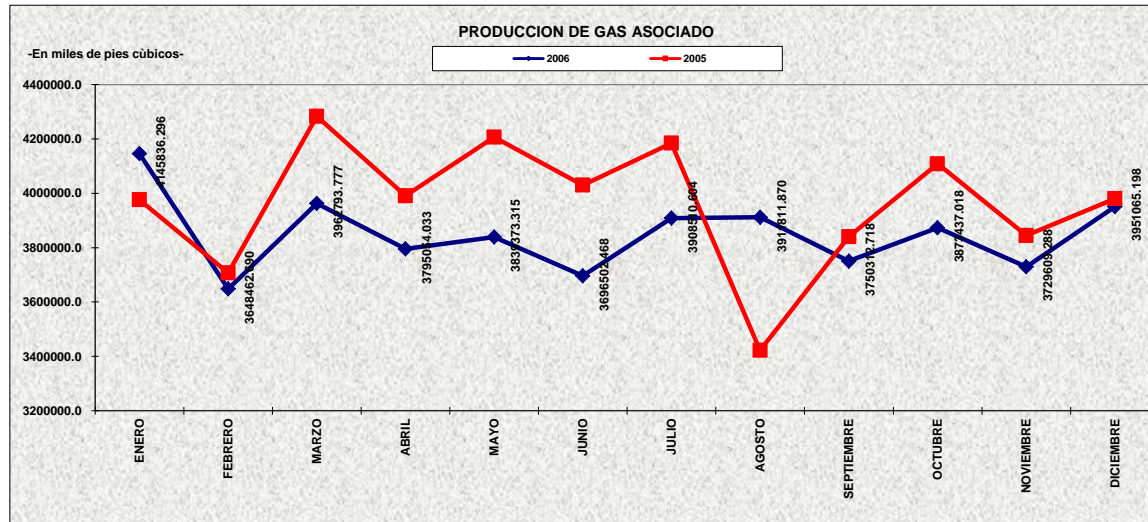
2006

En Miles de Pies Cúbicos

| EMPRESAS | ENERO | FEBRERO | MARZO | ABRIL | MAYO | JUNIO | JULIO | AGOSTO | SEPTIEMBRE | OCTUBRE | NOVIEMBRE | DICIEMBRE | TOTAL |
|-------------------------------------|----------------|----------------|----------------|----------------|----------------|----------------|----------------|----------------|----------------|----------------|----------------|----------------|----------------|
| PETROPRODUCCION | 59,664 | 58,586 | 53,987 | 52,735 | 51,569 | 51,594 | 53,925 | 53,816 | 53,231 | 54,853 | 52,654 | 53,720 | 54,176 |
| SIPEC | 3,311 | 3,160 | 3,239 | 3,309 | 3,199 | 2,908 | 2,593 | 2,767 | 2,511 | 2,633 | 2,652 | 2,673 | 2,912 |
| PETROECUADOR-PERENCO | 394 | 320 | 346 | 277 | 267 | 308 | 271 | 353 | 462 | 252 | 231 | 235 | 306 |
| PETROECUADOR-EXOCCIDENTAL BLOQUE 15 | - | - | - | - | 10,062 | 17,169 | 18,006 | 17,660 | 17,753 | 18,221 | 18,281 | 18,354 | 11,410 |
| PETROLEOS SUDAMERICANOS | 831 | 797 | 793 | 727 | 684 | 698 | 718 | 823 | 859 | 840 | 858 | 876 | 792 |
| TECPECUADOR | 19,029 | 19,117 | 19,927 | 18,641 | 17,289 | 18,532 | 18,095 | 18,132 | 18,732 | 18,015 | 17,609 | 19,679 | 18,564 |
| PETROBELL | 790 | 706 | 552 | 858 | 792 | 622 | 617 | 723 | 698 | 753 | 692 | 947 | 730 |
| PERENCO | 706 | 740 | 671 | 630 | 688 | 655 | 581 | 662 | 702 | 910 | 1,113 | 1,105 | 764 |
| OCCIDENTAL | 18,921 | 18,766 | 19,225 | 19,885 | 8,665 | - | - | - | - | - | - | - | 7,050 |
| ENCAN ECUADOR | 1,074 | 1,005 | 951 | 1,152 | 1,163 | 1,206 | 1,265 | 1,273 | 1,267 | 1,179 | 1,123 | 1,317 | 1,166 |
| REPSOL YPF | 7,537 | 7,350 | 7,373 | 7,096 | 7,376 | 7,522 | 8,253 | 7,973 | 7,198 | 7,747 | 8,084 | 7,974 | 7,627 |
| AEC ECUADOR | 6,402 | 6,503 | 6,143 | 6,254 | 5,959 | 6,054 | 6,300 | 6,026 | 6,388 | 6,326 | 6,008 | 5,973 | 6,192 |
| CITY ORIENTE | 351 | 308 | 344 | 366 | 364 | 364 | 334 | 351 | 324 | 341 | 326 | 328 | 342 |
| AGIP OIL ECUADOR | 452 | 529 | 501 | 471 | 503 | 347 | 384 | 402 | 436 | 379 | 341 | 352 | 424 |
| ECUADOR TLC | 13,716 | 11,783 | 13,125 | 13,445 | 14,439 | 14,017 | 14,092 | 14,492 | 13,735 | 11,850 | 13,705 | 13,269 | 13,483 |
| ESPOL | 540 | 614 | 637 | 641 | 817 | 636 | 632 | 732 | 732 | 639 | 633 | 639 | 658 |
| CANADA GRANDE | 17 | 17 | 16 | 16 | 15 | 14 | 13 | 13 | 13 | 12 | 12 | 11 | 14 |
| 2006 | 133,737 | 130,302 | 127,832 | 126,502 | 123,851 | 122,644 | 126,081 | 126,199 | 125,041 | 124,950 | 124,320 | 127,454 | 126,610 |
| 2005 | 128,265 | 132,407 | 138,181 | 133,036 | 135,696 | 134,343 | 134,991 | 110,402 | 128,009 | 132,538 | 128,164 | 128,401 | 130,347 |

FUENTE: DNH-EXPLORACION Y EXPLOTACION

ELABORACION: COORDINACION DE LIQUIDACIONES Y ESTADISTICAS - ESTADISTICA



FUENTE: DNH-COORDINACION DE EXPLORACION Y EXPLOTACION

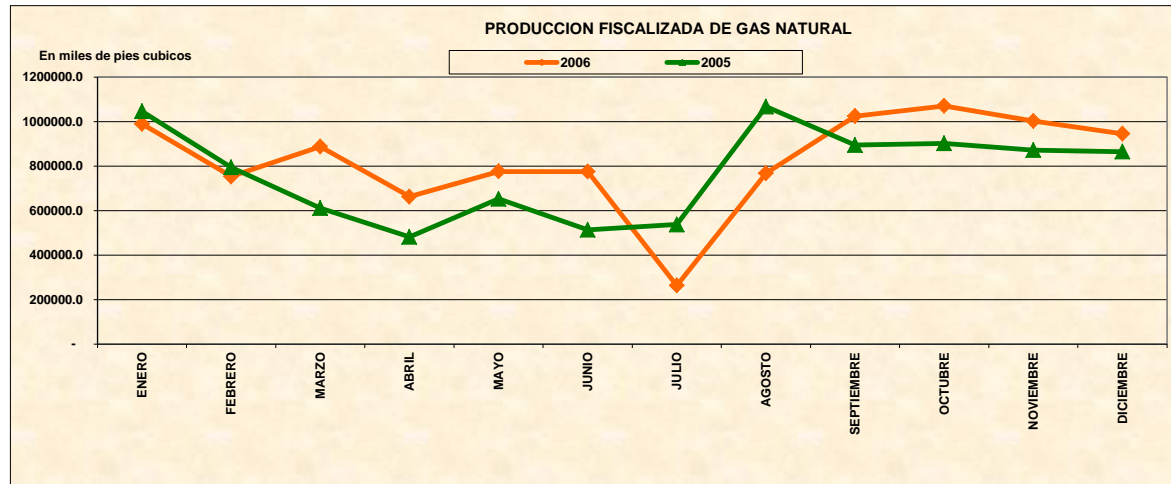
ELABORACION: COORDINACION DE LIQUIDACIONES Y ESTADISTICAS - ESTADISTICA

VI.
PRODUCCION DE GAS NATURAL

PRODUCCION FISCALIZADA DE GAS NATURAL
2 0 0 6

| | Miles de Pies Cúbicos | | | | | | | | | | | | |
|----------------------|-----------------------|----------------|----------------|----------------|----------------|----------------|----------------|------------------|------------------|------------------|------------------|----------------|------------------|
| | ENERO | FEBRERO | MARZO | ABRIL | MAYO | JUNIO | JULIO | AGOSTO | SEPTIEMBRE | OCTUBRE | NOVIEMBRE | DICIEMBRE | TOTAL |
| EDC-EQUADOR LTD | | | | | | | | | | | | | |
| EDC-CAMPO AMISTAD | 891,075 | 678,265 | 799,587 | 596,727 | 698,665 | 698,272 | 237,578 | 691,563 | 922,970 | 964,202 | 902,697 | 851,704 | 8,933,306 |
| PETECU-CAMPO AMISTAD | 99,008 | 75,363 | 88,843 | 66,303 | 77,629 | 77,586 | 26,398 | 76,840 | 102,552 | 107,134 | 100,300 | 94,634 | 992,590 |
| 2006 | 990,083 | 753,628 | 888,430 | 663,030 | 776,294 | 775,858 | 263,976 | 768,403 | 1,025,522 | 1,071,336 | 1,002,997 | 946,338 | 9,925,895 |
| 2005 | 1,046,981 | 794,711 | 611,528 | 482,129 | 653,509 | 514,162 | 537,690 | 1,067,853 | 895,399 | 903,117 | 872,186 | 865,322 | 9,244,587 |
| VARIACIÓN % | -5.43 | -5.17 | 45.28 | 37.52 | 18.79 | 50.90 | -50.91 | -28.0 | 14.5 | 18.63 | 15.00 | 9.36 | 7.37 |

FUENTE: DNH - COORDINACION DE TRANSPORTE Y ALMACENAMIENTO
ELABORACION: COORDINACION DE LIQUIDACIONES Y ESTADISTICAS - ESTADISTICA



FUENTE: DNH - COORDINACION DE TRANSPORTE Y ALMACENAMIENTO
ELABORACION: COORDINACION DE LIQUIDACIONES Y ESTADISTICAS - ESTADISTICA

| ENTREGAS DE GAS NATURAL A MACHALA POWER | | |
|---|------------------|-------------------|
| 2006 | | |
| | EDC - BAJO ALTO | |
| MESES | MPCS | MMBTU |
| ENERO | 990,083 | 1,006,520 |
| FEBRERO | 753,628 | 766,575 |
| MARZO | 888,430 | 906,200 |
| ABRIL | 663,030 | 676,289 |
| MAYO | 776,294 | 790,453 |
| JUNIO | 775,858 | 785,871 |
| JULIO | 263,976 | 267,145 |
| AGOSTO | 768,403 | 777,623 |
| SEPTIEMBRE | 1,025,522 | 1,037,830 |
| OCTUBRE | 1,071,336 | 1,085,296 |
| NOVIEMBRE | 1,002,997 | 1,017,039 |
| DICIEMBRE | 946,338 | 959,588 |
| TOTAL | 9,925,895 | 10,076,429 |

FUENTE: DNH- COORDINACION DE TRANSPORTE Y ALMACENAMIENTO
ELABORACION: DNH - COORDINACION DE LIQUIDACIONES Y ESTADISTICAS - ESTADISTICA

VII.
TRANSPORTE DE PETROLEO CRUDO
TRANSPORTE DE PETROLEO CRUDO POR EL SOTE Y OCP

2006

En Barriles

| M E S | SOTE | | OCP | | TOTAL | |
|--------------------|--------------------|--------------------|-------------------|-------------------|--------------------|--------------------|
| | VOLUMEN BRUTO | VOLUMEN NETO | VOLUMEN BRUTO | VOLUMEN NETO | VOLUMEN BRUTO | VOLUMEN NETO |
| ENERO | 11,036,426 | 10,968,475 | 5,004,702 | 4,990,370 | 16,041,128 | 15,958,845 |
| FEBRERO | 9,745,309 | 9,686,870 | 4,557,561 | 4,544,082 | 14,302,870 | 14,230,952 |
| MARZO | 11,232,051 | 11,159,436 | 4,825,033 | 4,809,103 | 16,057,084 | 15,968,539 |
| ABRIL | 10,651,967 | 10,576,874 | 4,728,581 | 4,712,610 | 15,380,549 | 15,289,484 |
| MAYO | 10,997,581 | 10,912,869 | 4,910,603 | 4,892,779 | 15,908,184 | 15,805,648 |
| JUNIO | 10,392,115 | 10,308,304 | 4,721,990 | 4,706,450 | 15,114,105 | 15,014,754 |
| JULIO | 10,521,351 | 10,448,778 | 4,984,792 | 4,967,054 | 15,506,142 | 15,415,832 |
| AGOSTO | 10,882,561 | 10,749,207 | 5,016,823 | 5,000,792 | 15,899,384 | 15,749,999 |
| SEPTIEMBRE | 10,383,199 | 10,314,987 | 4,829,506 | 4,814,004 | 15,212,705 | 15,128,991 |
| OCTUBRE | 10,367,652 | 10,300,734 | 4,941,511 | 4,926,014 | 15,309,163 | 15,226,748 |
| NOVIEMBRE | 10,324,148 | 10,256,884 | 4,725,071 | 4,710,144 | 15,049,219 | 14,967,028 |
| DICIEMBRE | 10,442,956 | 10,377,111 | 4,903,753 | 4,888,469 | 15,346,709 | 15,265,580 |
| 2006 | 126,977,316 | 126,060,530 | 58,149,925 | 57,961,871 | 185,127,241 | 184,022,401 |
| 2005 | 121,778,501 | 120,914,126 | 58,201,755 | 58,006,576 | 179,980,256 | 178,920,702 |
| VARIACION % | 4.27 | 4.26 | -0.09 | -0.08 | 2.86 | 2.85 |

NOTA: LA DIFERENCIA ENTRE VOLUMEN BRUTO Y VOLUMEN NETO SE EXPLICA POR LOS CONSUMOS EN ESTACIONES Y POR LA RELACION AGUA-CRUDO (BSW).

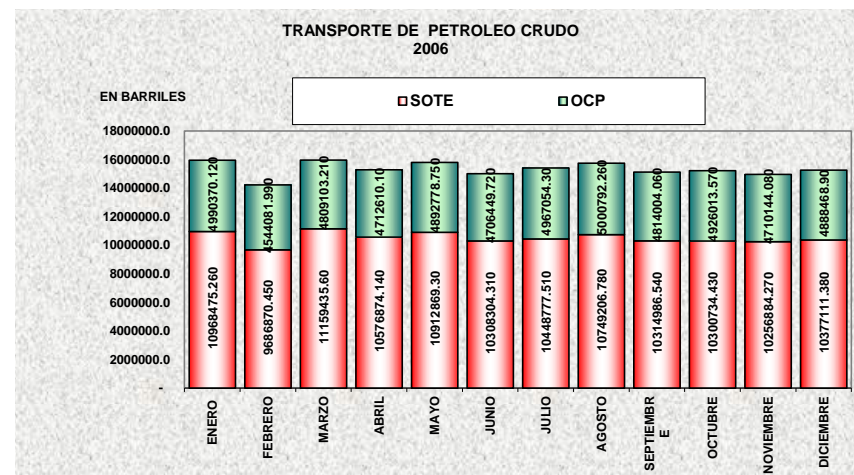
FUENTE: DNH - TRANSPORTE Y ALMACENAMIENTO

ELABORACION: COORDINACION DE LIQUIDACIONES Y ESTADISTICAS - ESTADISTICA

| ESTACIONES | ENERO | FEBRERO | MARZO | ABRIL | MAYO | JUNIO | JULIO | AGOSTO | SEPTIEMBRE | OCTUBRE | NOVIEMBRE | DICIEMBRE | TOTAL |
|--------------------|---------------|---------------|---------------|---------------|---------------|---------------|---------------|---------------|---------------|---------------|---------------|----------------|----------------|
| LAGO AGRIO | 10,307 | 9,364 | 10,363 | 9,661 | 9,652 | 9,380 | 9,275 | 10,366 | 9,714 | 9,353 | 9,147 | 9,047 | 115,631 |
| LUMBAQUI | 10,014 | 8,786 | 10,491 | 9,501 | 9,678 | 9,375 | 9,364 | 10,209 | 9,378 | 9,280 | 9,051 | 8,953 | 114,079 |
| EL SALADO | 7,781 | 7,265 | 8,409 | 7,527 | 7,992 | 7,371 | 8,364 | 9,134 | 7,493 | 7,693 | 7,293 | 7,136 | 93,460 |
| BAEZA | 12,519 | 11,894 | 13,049 | 11,894 | 12,673 | 13,044 | 12,024 | 12,588 | 12,205 | 12,103 | 11,874 | 12,107 | 147,659 |
| PAPALLACTA | 12,724 | 11,341 | 13,035 | 12,357 | 12,897 | 12,195 | 11,987 | 12,488 | 12,378 | 12,095 | 11,372 | 11,491 | 146,359 |
| QUININDE | 5,114 | 4,744 | 5,363 | 4,842 | 4,575 | 4,301 | 4,496 | 5,204 | 4,789 | 4,382 | 5,105 | 4,003 | 56,918 |
| 2006 | 58,459 | 53,080 | 60,710 | 55,784 | 57,466 | 55,665 | 55,510 | 59,989 | 55,957 | 54,906 | 53,842 | 52,738 | 674,106 |
| 2005 | 50,267 | 48,863 | 51,182 | 49,524 | 51,510 | 53,397 | 54,446 | 42,106 | 48,968 | 54,289 | 53,970 | 59,672 | 618,193 |
| VARIACION % | 16.30 | 8.63 | 18.62 | 12.64 | 11.56 | 4.25 | 1.95 | 42.47 | 14.27 | 1.14 | (0.24) | (11.62) | 9.04 |

FUENTE: DNH - COORDINACION DE TRANSPORTE Y ALMACENAMIENTO

ELABORACION: COORDINACION DE LIQUIDACIONES Y ESTADISTICAS - ESTADISTICA



FUENTE: DNH - COORDINACION DE TRANSPORTE Y ALMACENAMIENTO

ELABORACION: COORDINACION DE LIQUIDACIONES Y ESTADISTICAS - ESTADISTICA

VIII.
COMERCIALIZACION DE PETROLEO CRUDO

COMERCIALIZACION DE PETROLEO CRUDO FISCALIZADO

2006

-En Barriles-

| MESES | CRUDO FISCALIZADO 1) | CONSUMO INTERNO 2) | EXPORTACIONES 3) |
|-------------------|-------------------------|-----------------------|---------------------|
| ENERO | 16,483,524 | 4,321,672 | 12,426,587 |
| FEBRERO | 14,744,186 | 2,988,962 | 11,568,348 |
| MARZO | 15,638,319 | 4,461,376 | 12,428,205 |
| ABRIL | 15,720,921 | 4,931,229 | 12,576,877 |
| MAYO | 16,163,475 | 4,799,642 | 10,207,825 |
| JUNIO | 15,386,881 | 4,673,332 | 10,106,348 |
| JULIO | 16,050,309 | 4,643,680 | 9,374,760 |
| AGOSTO | 16,396,915 | 5,305,359 | 11,205,796 |
| SEPTIEMBRE | 15,529,047 | 4,636,209 | 12,310,279 |
| OCTUBRE | 15,916,847 | 5,057,247 | 11,605,941 |
| NOVIEMBRE | 15,150,104 | 4,529,171 | 12,147,106 |
| DICIEMBRE | 15,708,541 | 5,050,194 | 10,676,079 |
| 2006 | 188,889,069 | 55,398,072 | 136,634,151 |
| 2005 | 184,938,046 | 54,656,896 | 131,594,712 |
| VARACION % | 2.14 | 1.36 | 3.83 |

1) NO INCLUYE CRUDO REDUCIDO Y GASOLINA NATURAL

2) ENTREGAS DE PETROLEO CRUDO A REFINERIAS

3) EXPORTACIONES DIRECTAS Y REGALIAS

FUENTE: DNH - COORDINACION DE TRANSPORTE Y ALMACENAMIENTO

ELABORACION: COORDINACION DE LIQUIDACIONES Y ESTADISTICAS - ESTADISTICA

PETROLEO CRUDO FISCALIZADO POR EMPRESAS (*)
DESDE 06H00 1 ENERO/06 - 06H00 1 ENERO/07
2006

Bariles Nts.

| EMPRESAS | ENERO | FEBRERO | MARZO | ABRIL | MAYO | JUNIO | JULIO | AGOSTO | SEPTIEMBRE | OCTUBRE | NOVIEMBRE | DICIEMBRE | TOTAL |
|---|------------------|------------------|------------------|------------------|-------------------|-------------------|-------------------|-------------------|-------------------|-------------------|-------------------|-------------------|--------------------|
| PETROECUADOR | 6,202,751 | 5,635,972 | 5,079,469 | 6,012,437 | 6,023,121 | 5,770,237 | 5,821,640 | 5,993,066 | 5,618,484 | 5,801,924 | 5,473,674 | 5,635,476 | 69,718,250 |
| EX-CONSORCIO | 4,446,365 | 4,067,473 | 4,004,175 | 4,259,695 | 4,227,225 | 4,091,540 | 4,278,095 | 4,253,464 | 3,980,675 | 4,138,612 | 3,920,922 | 4,038,141 | 49,706,372 |
| NOORIENTE | 872,337 | 780,816 | 794,577 | 847,504 | 903,493 | 869,294 | 762,672 | 873,357 | 929,868 | 949,476 | 867,893 | 915,309 | 10,457,192 |
| ALIANZAS OPERATIVAS:VICTOR HUGO RUALES | 84,145 | 76,664 | 120,999 | 131,604 | 141,329 | 145,362 | 148,291 | 157,622 | 129,047 | 122,871 | 122,871 | 151,251 | 1,543,812 |
| ALIANZAS OPERATIVAS:ATACAPI-PARAHUACU | 184,049 | 163,916 | 169,500 | 167,359 | 139,426 | 135,433 | 120,680 | 124,159 | 107,605 | 107,605 | 97,410 | 98,354 | 1,666,149 |
| SIPEC-PARAISO-BIGUINO-HUACHITO | 193,182 | 175,476 | 193,390 | 184,440 | 182,602 | 170,369 | 161,630 | 138,316 | 131,943 | 136,239 | 122,150 | 126,420 | 1,916,157 |
| SIPEC-MAURO DAVALOS | 422,674 | 371,626 | 396,828 | 421,834 | 409,616 | 354,246 | 326,198 | 358,358 | 322,792 | 347,120 | 341,276 | 356,001 | 4,428,568 |
| PETROECUADOR BLOQUE 15 | - | - | - | - | 1,651,201 | 2,915,802 | 3,010,415 | 3,016,318 | 2,840,396 | 2,908,503 | 2,850,553 | 2,822,585 | 22,015,773 |
| LIMONCOCHA | - | - | - | - | 158,487 | 279,009 | 281,676 | 283,546 | 249,668 | 257,033 | 227,201 | 193,297 | 1,929,918 |
| JIVINO-LAGUNA | - | - | - | - | 218,542 | 388,491 | 379,572 | 363,781 | 342,761 | 360,693 | 346,943 | 355,075 | 2,756,241 |
| YANAQUINCHA-PAKA | - | - | - | - | 74,345 | 129,355 | 132,540 | 186,183 | 208,437 | 246,078 | 286,218 | 280,498 | 1,543,653 |
| EDEN-YUTURI | - | - | - | - | 1,199,826 | 2,115,762 | 2,219,411 | 2,182,808 | 2,039,529 | 2,044,700 | 1,990,191 | 1,993,733 | 15,785,961 |
| PRESTACION DE SERVICIOS | 753,812 | 646,815 | 771,688 | 727,571 | 787,878 | 680,215 | 648,417 | 648,417 | 655,664 | 672,258 | 665,317 | 657,061 | 8,228,781 |
| AGIP OIL ECUADOR | 753,812 | 646,815 | 771,688 | 727,571 | 787,878 | 680,215 | 648,417 | 648,417 | 655,664 | 672,258 | 665,317 | 657,061 | 8,228,781 |
| SERVICIOS ESPECIFICOS | 99,597 | 53,076 | 96,233 | 97,211 | 91,357 | 113,198 | 98,552 | 98,552 | 87,170 | 94,372 | 114,334 | 123,547 | 1,221,645 |
| REPSOL YPF : TIVACUNO | 42,968 | 38,444 | 45,049 | 45,590 | 47,124 | 45,941 | 47,355 | 39,721 | 56,506 | 67,341 | 53,370 | 76,493 | 605,902 |
| ESPOL | 56,629 | 44,631 | 41,185 | 41,621 | 44,233 | 67,257 | 51,231 | 59,231 | 30,665 | 27,631 | 87,964 | 87,964 | 615,743 |
| PARTICIPACION ESTADO | 2,527,182 | 2,221,279 | 2,437,874 | 2,384,332 | 2,021,580 | 1,553,513 | 1,640,790 | 1,665,520 | 1,618,157 | 1,635,465 | 1,552,931 | 1,639,576 | 22,898,200 |
| OCCIDENTAL | 914,743 | 824,724 | 873,755 | 847,859 | 414,994 | - | - | - | - | - | - | - | 3,876,074 |
| AEC ECUADOR (ANDES PETROLEUM) | 441,844 | 394,356 | 408,134 | 392,272 | 398,993 | 392,833 | 422,393 | 401,104 | 403,465 | 411,477 | 365,157 | 389,764 | 4,821,792 |
| CITY ORIENTE | 17,848 | 13,473 | 17,456 | 18,273 | 19,194 | 16,092 | 15,765 | 17,371 | 15,049 | 15,147 | 13,045 | 14,336 | 193,049 |
| REPSOL YPF: BOGUI CAPIRON | 26,763 | 24,572 | 27,997 | 25,822 | 25,933 | 25,017 | 24,527 | 24,271 | 23,104 | 22,828 | 22,199 | 23,036 | 296,070 |
| REPSOL YPF: BLOQUE 16 | 353,097 | 317,690 | 341,199 | 322,676 | 349,362 | 363,186 | 377,575 | 394,694 | 375,471 | 371,183 | 375,521 | 380,574 | 4,322,219 |
| ENCAN ECUADOR - BLOQUE 14 (PETROORIENTAL) | 15,184 | 14,622 | 14,318 | 15,172 | 14,318 | 8,467 | 12,708 | 8,467 | 16,200 | 15,966 | 16,200 | 15,966 | 188,966 |
| ENCAN ECUADOR - BLOQUE 17(PETROORIENTAL) | 37,322 | 30,613 | 30,525 | 36,804 | 40,101 | 40,241 | 40,775 | 39,787 | 38,418 | 37,238 | 31,635 | 34,844 | 438,303 |
| PERENCO : COCA-PAYAMINO (UNIFICADO) | 53,335 | 45,035 | 45,885 | 46,751 | 46,931 | 41,911 | 42,827 | 51,226 | 42,009 | 57,896 | 49,792 | 50,277 | 573,874 |
| PERENCO-GACELA (BLOQ. 7) | 71,527 | 69,743 | 73,397 | 77,232 | 84,274 | 89,694 | 94,714 | 87,134 | 81,623 | 77,462 | 48,662 | 84,970 | 940,431 |
| PERENCO : YURALPA (BLOQ. 21) | 76,810 | 72,896 | 83,838 | 83,094 | 84,938 | 87,586 | 85,995 | 97,309 | 85,430 | 87,791 | 87,464 | 84,744 | 997,895 |
| ECUADOR TLC | 518,708 | 412,955 | 520,405 | 518,377 | 543,629 | 507,726 | 523,346 | 531,840 | 537,195 | 538,117 | 540,100 | 550,645 | 6,243,044 |
| CNPC | - | - | - | - | - | - | - | - | - | - | - | - | 477 |
| CANADA GRANDE | - | 601 | 965 | 523 | 759 | 539 | 539 | 194 | 358 | 416 | 1,700 | 1,300 | 6,006 |
| CAMPOS MARGINALES | 392,279 | 350,716 | 386,382 | 373,165 | 349,186 | 366,242 | 395,645 | 431,658 | 392,093 | 426,757 | 366,218 | 397,686 | 4,628,027 |
| TECPECUADOR: BERMEJO | 185,758 | 168,244 | 192,793 | 178,711 | 159,250 | 178,958 | 174,084 | 175,224 | 150,673 | 176,506 | 142,378 | 159,157 | 2,041,733 |
| PETROLEOS SUDAMERICANOS: PANDO | 65,870 | 57,498 | 67,435 | 55,868 | 56,918 | 66,684 | 86,623 | 96,421 | 86,626 | 90,382 | 89,032 | 92,402 | 911,759 |
| PETROLEOS SUDAMERICANOS: PALANDA -Y SUR | 59,483 | 52,260 | 57,209 | 47,315 | 49,231 | 48,349 | 60,493 | 62,438 | 64,433 | 61,306 | 61,774 | 67,518 | 673,518 |
| PETROBELL:TIGUINO | 81,169 | 72,714 | 68,945 | 91,271 | 83,787 | 72,251 | 85,711 | 99,521 | 92,356 | 95,437 | 73,505 | 84,353 | 1,001,018 |
| TOTAL PETROECUADOR | 9,975,622 | 8,937,858 | 9,361,646 | 9,584,716 | 10,924,323 | 11,281,077 | 11,663,602 | 11,853,931 | 11,211,964 | 11,539,878 | 11,050,028 | 11,326,032 | 128,710,677 |
| PARTICIPACION DE COMPAÑIAS | 6,282,407 | 5,606,490 | 6,058,628 | 5,917,635 | 5,038,632 | 3,900,137 | 4,154,206 | 4,271,620 | 4,070,596 | 4,109,626 | 3,879,402 | 4,140,224 | 57,429,603 |
| OCCIDENTAL** | 2,255,636 | 2,032,646 | 2,158,835 | 2,078,957 | 1,017,331 | - | - | - | - | - | - | - | 9,543,405 |
| ENCAN ECUADOR - BLOQUE 14 (PETROORIENTAL) | 101,615 | 97,855 | 95,819 | 101,538 | 86,048 | 56,666 | 83,725 | 135,549 | 108,417 | 106,850 | 124,046 | 167,493 | 1,264,621 |
| ENCAN ECUADOR - BLOQUE 17 (PETROORIENTAL) | 217,714 | 178,575 | 178,063 | 214,694 | 233,922 | 234,742 | 237,860 | 232,095 | 224,106 | 217,227 | 184,539 | 203,261 | 2,556,800 |
| AEC ECUADOR (ANDES PETROLEUM) | 1,114,071 | 995,547 | 1,036,131 | 996,777 | 1,015,549 | 998,804 | 1,070,885 | 1,021,575 | 1,024,666 | 1,046,482 | 935,959 | 996,529 | 12,252,976 |
| CITY ORIENTE | 106,098 | 84,160 | 107,230 | 112,246 | 112,246 | 115,813 | 118,342 | 111,372 | 111,079 | 111,079 | 99,411 | 105,130 | 1,305,393 |
| REPSOL YPF: BOGUI CAPIRON | 121,921 | 111,940 | 127,542 | 117,638 | 118,140 | 113,966 | 111,732 | 110,568 | 105,251 | 103,992 | 101,123 | 104,944 | 1,348,762 |
| REPSOL YPF - BLOQUE 16 | 1,151,940 | 1,036,429 | 1,113,126 | 1,052,695 | 1,139,756 | 1,184,857 | 1,231,799 | 1,287,615 | 1,224,835 | 1,210,846 | 1,225,097 | 1,241,581 | 14,100,775 |
| PERENCO : COCA-PAYAMINO (UNIFICADO) | 124,449 | 105,081 | 107,065 | 109,085 | 97,792 | 99,929 | 109,506 | 98,020 | 98,020 | 135,091 | 116,181 | 117,312 | 1,339,040 |
| PERENCO GACELA (BLOQ. 7) | 213,736 | 208,404 | 219,326 | 230,784 | 251,827 | 268,023 | 283,024 | 260,373 | 243,906 | 231,471 | 145,411 | 253,906 | 2,810,191 |
| PERENCO : YURALPA (BLOQ. 21) | 362,106 | 343,654 | 395,235 | 391,730 | 400,421 | 318,619 | 405,407 | 458,742 | 402,739 | 413,873 | 412,332 | 399,505 | 4,194,363 |
| ECUADOR TLC | 513,121 | 408,380 | 514,125 | 511,492 | 537,594 | 506,033 | 516,175 | 523,812 | 529,022 | 530,337 | 531,555 | 542,130 | 6,163,776 |
| CNPC | - | - | - | - | - | - | - | - | - | - | 1,170 | 173 | 1,343 |
| CANADA GRANDE | - | 3,817 | 6,131 | - | 3,325 | 4,823 | 2,298 | 3,423 | 1,235 | 2,277 | 2,572 | 8,259 | 38,158 |
| CAMPOS MARGINALES | 225,495 | 199,838 | 218,046 | 218,570 | 200,520 | 205,668 | 232,500 | 271,364 | 246,488 | 267,344 | 220,674 | 242,285 | 2,748,791 |
| TECPECUADOR: BERMEJO | 177,394 | 170,172 | 181,471 | 174,286 | 64,272 | 74,429 | 70,627 | 71,288 | 58,034 | 72,031 | 53,225 | 61,975 | 829,205 |
| PETROLEOS SUDAMERICANOS: PINDO | 32,634 | 27,908 | 33,863 | 25,397 | 25,605 | 33,888 | 48,927 | 56,620 | 49,545 | 51,878 | 51,434 | 53,464 | 491,163 |
| PETROLEOS SUDAMERICANOS: PALANDA -Y SUR | 57,626 | 50,234 | 54,811 | 43,081 | 44,937 | 44,361 | 44,933 | 58,876 | 61,801 | 63,753 | 60,400 | 60,462 | 645,274 |
| PETROBELL:TIGUINO | 57,842 | 51,524 | 47,900 | 63,013 | 65,705 | 52,990 | 68,013 | 84,580 | 77,108 | 79,681 | 55,616 | 66,384 | 783,150 |
| TOTAL PARTICIPACION COMPAÑIAS | 6,507,903 | 5,906,328 | 6,276,674 | 6,136,205 | 5,239,152 | 4,105,804 | 4,386,707 | 4,542,984 | 4,317,083 | 4,376,969 | 4,100,075 | 4,382,509 | 60,178,394 |
| 2006 | 16,919,521 | 14,734,425 | 15,639,319 | 15,729,321 | 16,193,319 | 15,385,319 | 16,089,799 | 16,398,615 | 15,329,847 | 15,916,347 | 15,199,141 | 15,998,072 | 183,988,072 |
| 2005 | 15,725,068 | 14,305,689 | 15,363,653 | 14,971,681 | 15,442,684 | 15,496,285 | 16,197,138 | 14,190,267 | 15,326,572 | 15,907,353 | 15,551,016 | 16,460,659 | 184,938,046 |
| VARIACION% | 4.82 | 3.07 | 1.79 | 5.00 | 4.67 | -0.71 | -0.91 | 15.55 | 1.32 | 0.08 | -2.58 | -4.57 | 2.14 |

NOTA (*) NO INCLUYE CRUDO REDUCIDO Y GASOLINA NATURAL

(**) Los volúmenes de producción fiscalizada de la Compañía Occidental son contabilizados hasta el 15 de mayo/06

: A partir del 4 de Agosto del 2006 Encana Ecuador cambia de denominación a Petrooriental y el 11 De Mayo del 2006 AEC por Andes Petroleum

FUENTE: DNH - COORDINACION DE TRANSPORTE Y ALMACENAMIENTO
 ELABORACION: COORDINACION DE LIQUIDACIONES Y ESTADISTICAS - ESTADISTICA

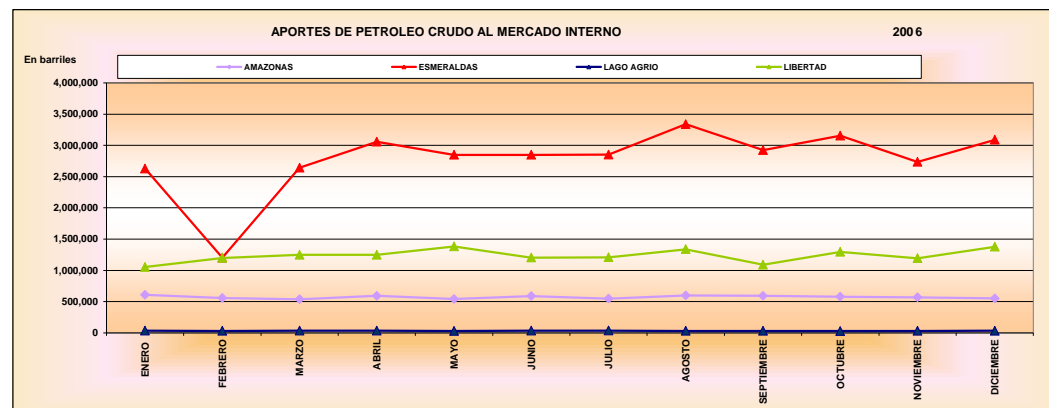
APORTES DE PETROLEO CRUDO AL MERCADO INTERNO

2006

En Barriles

| ENTREGAS A REFINERIAS | | | | | |
|-----------------------|------------------|-------------------|----------------|-------------------|-------------------|
| MESES | AMAZONAS | ESMERALDAS | LAGO AGRIO | LIBERTAD | TOTAL |
| ENERO | 607,615 | 2,627,663 | 34,267 | 1,052,126 | 4,321,672 |
| FEBRERO | 557,145 | 1,201,984 | 30,320 | 1,199,514 | 2,988,962 |
| MARZO | 536,640 | 2,643,371 | 33,143 | 1,248,222 | 4,461,376 |
| ABRIL | 590,888 | 3,059,023 | 33,453 | 1,247,865 | 4,931,229 |
| MAYO | 539,627 | 2,848,600 | 28,749 | 1,382,666 | 4,799,642 |
| JUNIO | 587,046 | 2,848,786 | 34,129 | 1,203,371 | 4,673,332 |
| JULIO | 547,372 | 2,851,461 | 35,314 | 1,209,533 | 4,643,680 |
| AGOSTO | 597,344 | 3,337,447 | 31,953 | 1,338,615 | 5,305,359 |
| SEPTIEMBRE | 591,170 | 2,923,352 | 31,728 | 1,089,959 | 4,636,209 |
| OCTUBRE | 577,277 | 3,155,579 | 27,408 | 1,296,983 | 5,057,247 |
| NOVIEMBRE | 568,674 | 2,736,125 | 30,620 | 1,193,752 | 4,529,171 |
| DICIEMBRE | 550,262 | 3,090,036 | 32,327 | 1,377,569 | 5,050,194 |
| 2006 | 6,851,060 | 33,323,427 | 383,411 | 14,840,174 | 55,398,072 |
| 2005 | 6,807,506 | 33,313,897 | 384,684 | 14,150,810 | 54,656,897 |
| VARIACION % | 0.64 | 0.03 | (0.33) | 4.87 | 1.36 |

FUENTE: DNH - COORDINACION DE TRANSPORTE Y ALMACENAMIENTO
ELABORACION: COORDINACION DE LIQUIDACIONES Y ESTADISTICAS - ESTADISTICA



FUENTE: DNH - COORDINACION DE TRANSPORTE Y ALMACENAMIENTO
ELABORACION: COORDINACION DE LIQUIDACIONES Y ESTADISTICAS - ESTADISTICA

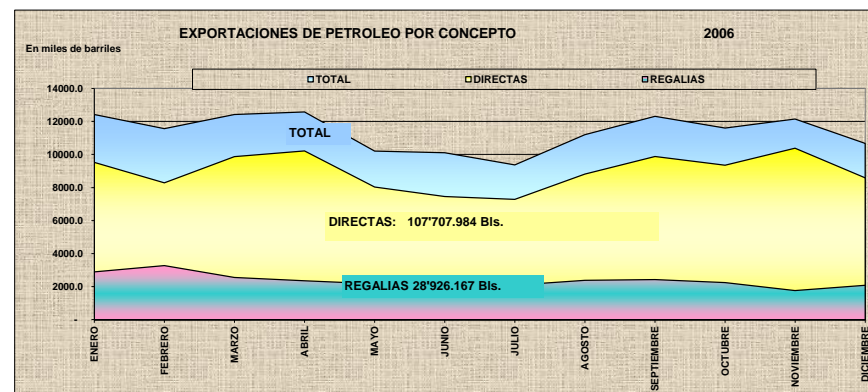
EXPORTACIONES DE PETROLEO POR CONCEPTO

2006

-En Barriles-

| MESES | DIRECTAS | REGALIAS | TOTAL |
|--------------------|--------------------|-------------------|--------------------|
| ENERO | 9,529,617 | 2,896,970 | 12,426,587 |
| FEBRERO | 8,285,882 | 3,282,466 | 11,568,348 |
| MARZO | 9,872,018 | 2,556,187 | 12,428,205 |
| ABRIL | 10,220,952 | 2,355,925 | 12,576,877 |
| MAYO | 8,031,954 | 2,175,871 | 10,207,825 |
| JUNIO | 7,457,448 | 2,648,900 | 10,106,348 |
| JULIO | 7,283,765 | 2,090,995 | 9,374,760 |
| AGOSTO | 8,820,248 | 2,385,548 | 11,205,796 |
| SEPTIEMBRE | 9,878,117 | 2,432,162 | 12,310,279 |
| OCTUBRE | 9,354,440 | 2,251,501 | 11,605,941 |
| NOVIEMBRE | 10,380,103 | 1,767,003 | 12,147,106 |
| DICIEMBRE | 8,593,440 | 2,082,639 | 10,676,079 |
| 2006 | 107,707,984 | 28,926,167 | 136,634,151 |
| 2005 | 104,979,905 | 26,614,807 | 131,594,712 |
| VARIACION % | 2.60 | 8.68 | 3.83 |

FUENTE: PETROECUADOR Y EMPRESAS PETROLERAS
ELABORACION: COORDINACION DE LIQUIDACIONES Y ESTADISTICAS - ESTADISTICA



FUENTE: PETROECUADOR Y EMPRESAS PETROLERAS
ELABORACION: COORDINACION DE LIQUIDACIONES Y ESTADISTICAS - ESTADISTICA

EXPORTACIONES DE PETROLEO CRUDO POR EMPRESA

2006

-Barriles-

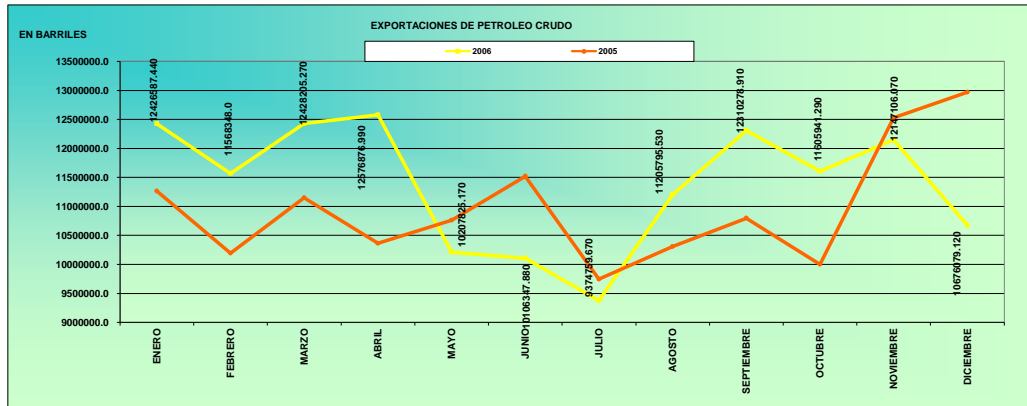
| EMPRESAS | ENERO | FEBRERO | MARZO | ABRIL | MAYO | JUNIO | JULIO | AGOSTO | SEPTIEMBRE | OCTUBRE | NOVIEMBRE | DICIEMBRE | TOTAL |
|--|-------------------|-------------------|-------------------|-------------------|-------------------|-------------------|------------------|-------------------|-------------------|-------------------|-------------------|-------------------|--------------------|
| PETROECUADOR | 2,746,169 | 2,753,117 | 2,285,777 | 2,970,400 | 2,473,025 | 1,631,751 | 1,692,652 | 2,101,339 | 1,415,129 | 2,260,809 | 2,680,239 | 1,726,290 | 26,736,697 |
| EX-OCCIDENTAL BLOQ. 15 | | | | | 513,436 | 2,047,486 | 2,040,000 | 2,154,375 | 2,608,873 | 2,220,103 | 2,158,645 | 2,559,320 | 16,302,238 |
| EX-CONSORCIO | 459,040 | 180,000 | 220,000 | 309,772 | 558,901 | 130,000 | 446,754 | 772,729 | 536,344 | 259,753 | 649,138 | 293,341 | 4,356,732 |
| NORORIENTE | | | | | | | | | | | | | - |
| ALIANZAS OPERATIVAS:VICTOR HUGO RUALES | 71,479 | 61,538 | 100,530 | 115,683 | 111,551 | 116,885 | 132,966 | 123,702 | 112,099 | 103,992 | 104,992 | 125,173 | 1,209,111 |
| ALIANZAS OPERATIVAS:ATACAPI-PARAHUACU | 166,288 | 136,883 | 150,337 | 141,372 | 111,446 | 122,385 | 130,570 | 102,043 | 97,674 | 89,417 | 84,675 | 60,384 | 1,227,186 |
| SIPEC MAURO DAVALOS CORDERO | 605,189 | 375,501 | 398,944 | 540,096 | 193,926 | 257,385 | 260,000 | 322,000 | 94,771 | 342,733 | 626,871 | 210,000 | 3,622,227 |
| SIPEC PARAISO BIGUNO HUACHITO | 318,000 | 265,397 | 243,467 | 145,000 | 79,884 | 100,000 | 84,616 | | 250,000 | 366,189 | 436,462 | 66,667 | 2,037,682 |
| SHUSHUFINDI: GASOLINA NATURAL | | 130,000 | 150,000 | 50,000 | 50,000 | 50,000 | | 99,059 | 100,941 | | 126,815 | | 756,815 |
| CRUDO REDUCIDO | 509,006 | 150,000 | 140,000 | 120,800 | 379,064 | | 200,000 | 331,429 | | 177,485 | 134,499 | 313,251 | 1,946,528 |
| PETROECUADOR - AGIP OIL ECUADOR | 242,660 | 290,357 | 431,614 | 307,279 | 339,669 | 400,574 | | | | 803,572 | 380,000 | 307,483 | 3,260,548 |
| AJUSTES DE CALIDAD | | | | | | | | | | | | | - |
| PETECU-YPF- TIVACUNO | | 50,000 | 16,386 | 59,165 | 40,705 | 21,458 | | | 154,816 | 44,334 | 63,454 | 52,257 | 502,575 |
| ESPOL-PACIFPETROL | 60,000 | 70,000 | 77,000 | 53,334 | 73,333 | 73,333 | 53,333 | 83,333 | 68,484 | 73,334 | 73,333 | 73,333 | 772,150 |
| OCCIDENTAL | 314,507 | | 129,378 | 377,365 | | | | | | | | | 506,743 |
| AEC ECUADOR (ANDES PETROLEUM) | | 351,379 | | 395,840 | | 239,171 | | 239,751 | | | | | 1,226,141 |
| CITY ORIENTE | | | | | | | | | | | | | - |
| REPSOL YPF: BOGUI CAPIRON | | | | | | | | | | | | | - |
| REPSOL YPF: BLOQUE 16 | | | | | | | | | | | | | - |
| ENCAN ECUADOR: BLOQUE 14 (PETROORIENTAL) | | | | | | | | | | | | | - |
| ENCAN ECUADOR: BLOQUE 17 (PETROORIENTAL) | | | | | | | | | | | | | - |
| PERENCO : COCA-PAYAMINO/ GACELA | | | | | | | | | | | | | - |
| ECUADOR TLC | | 367,360 | | 354,694 | 295,375 | | | 27,293 | | | | 224,401 | 1,269,123 |
| CNPC | | | | | | | | | | | | | - |
| CANADA GRANDE | | | | | | | | | | | | | - |
| TECPECUADOR: BERMEJO | | 324,702 | | | | 180,000 | 180,000 | | | | | | 684,702 |
| PETROLEOS SUDAMERICANOS: PALANDA | | | 55,308 | | | 75,487 | | | | | | | 130,795 |
| PETROLEOS SUDAMERICANOS: -PINDO | | | 64,692 | | | 104,244 | | 119,890 | | | | | 288,826 |
| PETROBELL-TIGUINO | | 108,121 | | | | | 84,523 | | | | | | 192,644 |
| EMPRESAS PRIVADAS | 6,783,448 | 5,532,765 | 7,586,241 | 7,250,552 | 5,045,493 | 3,778,211 | 3,551,113 | 4,564,534 | 5,854,115 | 4,873,528 | 5,541,219 | 4,307,830 | 64,669,050 |
| OCCIDENTAL | 2,702,605 | 2,303,491 | 2,307,953 | 2,110,119 | 1,228,218 | - | - | - | - | - | - | - | 10,652,386 |
| ENCAN ECUADOR: BLOQUE 14 (PETROORIENTAL) | | 110,335 | 122,013 | 48,790 | 111,852 | 70,914 | 114,837 | 63,700 | 75,800 | 105,000 | 169,293 | 129,400 | 1,121,934 |
| ENCAN ECUADOR: BLOQUE 17(PETROORIENTAL) | 146,139 | 157,000 | 311,787 | 231,210 | 100,741 | 258,141 | 248,991 | 213,861 | 184,200 | 195,000 | 225,184 | 207,400 | 2,479,654 |
| AEC ECUADOR (ANDES PETROLEUM) | 599,178 | 1,108,759 | 1,456,609 | 824,720 | 1,024,621 | 710,808 | 1,288,007 | 1,369,871 | 1,099,067 | 999,882 | 949,412 | 957,627 | 12,388,560 |
| CITY ORIENTE | 120,000 | 101,000 | 85,000 | 111,552 | 133,496 | 102,000 | 126,460 | 100,000 | 90,000 | 74,000 | 136,000 | | 1,179,508 |
| AGIP OIL CUADOR | 446,920 | 716,142 | 716,142 | 716,780 | 360,000 | 399,419 | 399,158 | | 385,719 | 427,524 | 449,111 | 693,868 | 4,994,641 |
| REPSOL YPF: BOGUI-CAPIRON | 125,428 | 111,608 | 65,403 | 96,711 | 38,249 | 34,670 | 53,660 | 83,029 | 119,161 | 118,582 | 99,971 | 81,615 | 1,028,088 |
| REPSOL YPF: BLOQUE 16 | 762,674 | 814,400 | 890,000 | 1,683,500 | 943,000 | 700,000 | 855,000 | 864,350 | 1,759,150 | 1,229,780 | 1,455,210 | 1,093,406 | 13,050,470 |
| PERENCO : COCA-PAYAMINO/ GACELA Bloque 7 | 395,651 | 348,499 | 259,000 | 429,735 | 360,000 | 269,547 | 359,538 | 459,059 | 497,223 | 304,433 | 342,868 | 342,868 | 4,385,553 |
| PERENCO: YURALPA Bloque 21 | 338,349 | | 640,000 | 440,000 | 360,000 | 300,000 | - | 399,740 | 852,241 | 561,527 | 484,614 | 415,223 | 4,791,694 |
| ECUADOR TLC | 718,705 | 377,673 | 377,334 | 357,435 | 285,317 | 697,712 | | 686,444 | 632,718 | 440,009 | 1,083,991 | | 5,657,338 |
| CNPC | | | | | | | | | | | | | - |
| CANADA GRANDE | 17,800 | | | | | | 5,000 | 19,000 | | | 7,000 | | 48,800 |
| CAMPOS MARGINALES | | | | | | | | | | | | | |
| TECPECUADOR: BERMEJO | | 260,000 | | 120,000 | - | 170,000 | - | 140,000 | 100,000 | | - | 209,423 | 999,423 |
| PETROLEOS SUDAMERICANOS: PINDO | 30,000 | 30,000 | 30,000 | 30,000 | 38,000 | 31,000 | 46,000 | 20,000 | 44,000 | 81,000 | 63,000 | 38,000 | 481,000 |
| PETROLEOS SUDAMERICANOS: PALANDA - Y SUR | 40,000 | 70,000 | 65,000 | 50,000 | 62,000 | 34,000 | 54,000 | 65,000 | 53,000 | 59,000 | 54,000 | 59,000 | 665,000 |
| PETROBELL-TIGUINO | 340,000 | | | | | | | 180,000 | | 85,000 | 60,000 | 80,000 | 745,000 |
| DIRECTAS | 9,529,617 | 8,285,882 | 9,872,018 | 10,220,952 | 8,031,954 | 7,457,448 | 7,283,765 | 8,820,248 | 9,878,117 | 9,354,440 | 10,380,103 | 8,593,440 | 107,707,984 |
| REGALIAS | 2,896,970 | 3,282,466 | 2,556,187 | 2,355,925 | 2,175,871 | 2,648,900 | 2,090,995 | 2,385,548 | 2,432,162 | 2,251,501 | 1,767,003 | 2,082,639 | 28,926,167 |
| 2006 | 12,426,587 | 11,568,348 | 12,428,205 | 12,576,877 | 10,207,825 | 10,106,348 | 9,374,760 | 11,205,796 | 12,310,279 | 11,605,941 | 12,147,106 | 10,676,079 | 136,634,151 |
| 2005 | 11,265,641 | 10,192,768 | 11,147,177 | 10,361,759 | 10,760,918 | 11,520,911 | 9,743,664 | 10,306,507 | 10,796,307 | 10,001,400 | 12,528,563 | 12,969,097 | 131,594,712 |
| VARIACION% | 10.31 | 13.50 | 11.49 | 21.38 | -5.14 | -12.28 | -3.79 | 8.73 | 14.02 | 16.04 | -3.04 | -17.68 | 3.83 |

Nota : El 15 de mayo/2006 se declara la caducidad de la Compañía Occidental

: A partir del 4 de Agosto del 2006 Encana Ecuador cambia de denominación a Petrooriental y el 11 de Mayo del 2006 AEC por Andes Petroleum

FUENTE: PETROECUADOR Y EMPRESAS PETROLERAS

ELABORACION: LIQUIDACIONES Y ESTADISTICAS-ESTADISTICA



FUENTE: PETROECUADOR Y EMPRESAS PETROLERAS
ELABORACION: LIQUIDACIONES Y ESTADISTICAS-ESTADISTICA

EXPORTACIONES DIRECTAS DE PETROLEO CRUDO POR PAISES

2006
BARRILES

| PAISES | ENERO | FEBRERO | MARZO | ABRIL | MAYO | JUNIO | JULIO | AGOSTO | SEPTIEMBRE | OCTUBRE | NOVIEMBRE | DICIEMBRE | TOTAL |
|-----------------|------------------|------------------|------------------|-------------------|------------------|------------------|------------------|------------------|------------------|------------------|-------------------|------------------|--------------------|
| AMERICA CENTRAL | 1,178,745 | 1,086,114 | 662,614 | 377,855 | 1,145,433 | 369,055 | 348,059 | | | 504,142 | | | 5,672,017 |
| CHILE | 40,000 | 377,750 | 40,000 | 913,430 | 639,317 | 436,419 | | 779,557 | | 1,690,260 | 898,553 | 818,619 | 6,633,905 |
| ESTADOS UNIDOS | 6,669,786 | 5,220,857 | 7,825,716 | 6,748,263 | 4,968,258 | 5,616,877 | 5,879,007 | 7,150,054 | 9,038,008 | 6,731,849 | 7,381,048 | 6,852,079 | 80,081,802 |
| JAPON | | | | 350,000 | | 1,035,097 | | | | | 74,800 | | 1,459,897 |
| CHINA | | | | 325,654 | | | 299,890 | | | | 349,438 | | 974,982 |
| INDIA | 342,000 | | | | | | | | | | | | 342,000 |
| PERU | 1,299,086 | 1,601,161 | 1,343,688 | 1,505,750 | 1,278,947 | | 756,809 | 890,636 | 840,109 | 428,189 | 1,676,264 | 922,742 | 12,543,381 |
| TOTAL | 9,529,617 | 8,285,882 | 9,872,018 | 10,220,952 | 8,031,955 | 7,457,448 | 7,283,765 | 8,820,247 | 9,878,117 | 9,354,440 | 10,380,103 | 8,593,440 | 107,707,984 |

FUENTE: PETROECUADOR Y EMPRESAS PETROLERAS
ELABORACION: COORDINACION DE LIQUIDACIONES ESTADISTICAS-ESTADISTICA

EXPORTACIONES DE REGALIAS DE PETROLEO CRUDO POR PAISES

2006
BARRILES

| PAISES | ENERO | FEBRERO | MARZO | ABRIL | MAYO | JUNIO | JULIO | AGOSTO | SEPTIEMBRE | OCTUBRE | NOVIEMBRE | DICIEMBRE | TOTAL |
|-----------------|------------------|------------------|------------------|------------------|------------------|------------------|------------------|------------------|------------------|------------------|------------------|------------------|-------------------|
| AMERICA CENTRAL | 239,177 | | 1,249,584 | | 43,362 | 20,462 | 349,478 | | | 354,946 | 344,475 | | 2,601,484 |
| ESTADOS UNIDOS | 1,902,858 | 2,217,833 | 450,821 | 1,911,896 | 1,641,200 | 2,513,613 | 963,381 | 2,056,078 | 1,457,713 | 999,801 | 1,078,062 | 1,723,454 | 18,916,710 |
| CHILE | 377,489 | 377,158 | 377,291 | 324,029 | 52,085 | 59,699 | | | | | 344,466 | | 1,912,217 |
| CHINA | | | | | | | 339,432 | | 639,179 | 896,754 | | | 1,875,365 |
| PERU | 377,446 | 687,475 | 478,491 | 120,000 | 439,224 | 55,126 | 438,704 | 329,470 | 335,270 | | | 359,185 | 3,620,391 |
| TOTAL | 2,896,970 | 3,282,466 | 2,556,187 | 2,355,925 | 2,175,871 | 2,648,900 | 2,090,995 | 2,385,548 | 2,432,162 | 2,251,501 | 1,767,003 | 2,082,639 | 28,926,167 |

FUENTE: PETROECUADOR Y EMPRESAS PETROLERAS
ELABORACION: COORDINACION DE LIQUIDACIONES Y ESTADISTICAS - ESTADISTICA

EXPORTACIONES DE PETROLEO CRUDO POR PAISES Y CONCEPTO
2006
Barriles

| PAISES | DIRECTAS | | REGALIAS | | TOTAL | |
|-----------------|--------------------|--------------------|-------------------|-------------------|--------------------|--------------------|
| | 2006 | 2005 | 2006 | 2005 | 2006 | 2005 |
| AMERICA CENTRAL | 5,672,017 | 16,674,647 | 2,601,484 | 2,288,638 | 8,273,501 | 18,963,285 |
| BRASIL | | 1,609,147 | | 114,489 | - | 1,723,636 |
| CARIBE | | 920,889 | | 1,072,644 | - | 1,993,533 |
| CHILE | 6,633,905 | 2,792,940 | 1,912,217 | 1,566,061 | 8,546,122 | 4,359,001 |
| CHINA | 974,982 | | 1,875,365 | | 2,850,347 | - |
| CANADA | | 776,150 | | | - | 776,150 |
| ESTADOS UNIDOS | 80,081,802 | 70,519,054 | 18,916,710 | 15,830,971 | 98,998,512 | 86,350,025 |
| INDIA | 342,000 | | | | 342,000 | - |
| JAPON | 1,459,897 | | | | 1,459,897 | - |
| KOREA | | | | | - | - |
| PERU | 12,543,381 | 11,687,078 | 3,620,391 | 5,742,004 | 16,163,772 | 17,429,082 |
| TOTAL | 107,707,984 | 104,979,905 | 28,926,167 | 26,614,807 | 136,634,151 | 131,594,712 |

FUENTE: PETROECUADOR Y EMPRESAS PETROLERAS
 ELABORACION: COORDINACION DE LIQUIDACION Y ESTADISTICAS - ESTADISTICA

DISTRIBUCION PORCENTUAL DE LAS EXPORTACIONES DE PETROLEO CRUDO
2006
En Barriles

| PAISES | DIRECTAS | | REGALIAS | | TOTAL | |
|-----------------|------------|------------|------------|------------|------------|------------|
| | 2006 | 2005 | 2006 | 2005 | 2006 | 2005 |
| AMERICA CENTRAL | 5.27 | 15.88 | 8.99 | 8.60 | 6.06 | 14.41 |
| BRASIL | - | 1.53 | - | 0.43 | - | 1.31 |
| CARIBE | - | 0.88 | - | 4.03 | - | 1.51 |
| CHILE | 6.16 | 2.66 | 6.61 | 5.88 | 6.25 | 3.31 |
| CHINA | 0.91 | - | 6.48 | - | 2.09 | 0.00 |
| CANADA | - | 0.74 | - | - | - | 0.59 |
| ESTADOS UNIDOS | 74.35 | 67.17 | 65.40 | 59.48 | 72.46 | 65.62 |
| INDIA | 0.32 | - | - | - | 0.25 | 0.00 |
| JAPON | 1.36 | - | - | - | 1.07 | 0.00 |
| KOREA | - | - | - | - | - | - |
| PERU | 11.65 | 11.13 | 12.52 | 21.57 | 11.83 | 13.24 |
| TOTAL | 100 | 100 | 100 | 100 | 100 | 100 |

FUENTE: PETROECUADOR Y EMPRESAS PETROLERAS
 ELABORACION: COORDINACION DE LIQUIDACION Y ESTADISTICAS - ESTADISTICA

EXPORTACIONES DE PETROLEO CRUDO 2006

