



ESTADISTICA

HIDROCARBURIFERA

2007

QUITO - ECUADOR

PRESENTACION

**LA DIRECCION NACIONAL DE HIDROCARBUROS
PRESENTA LA ESTADISTICA HIDROCARBURIFERA
CORRESPONDIENTE AL AÑO 2007, QUE CONTIENE
INFORMACION SOBRE PRODUCCION,
TRANSPORTE, INDUSTRIALIZACION Y
COMERCIALIZACION DE PETROLEO CRUDO,
GAS NATURAL Y SUS DERIVADOS.**

**LA DIFUSION DE LA ESTADISTICA CONSTITUYE UN
APORTE POSITIVO PARA LA CABAL COMPRESION
DE LAS ACTIVIDADES DESARROLLADAS POR ESTE
SECTOR Y SU INFLUENCIA EN LA ECONOMIA DEL
PAIS.**

**MINISTRO DE MINAS Y PETROLEOS
DIRECTOR DE NACIONAL DE HIDROCARBUROS**

ESTADÍSTICA HIDROCARBURÍFERA

2007

CRUDO

I. RESUMEN DE LA ACTIVIDAD HIDROCARBURÍFERA: CRUDO Y DERIVADOS

RESUMEN DE LA ACTIVIDAD HIDROCARBURÍFERA: CRUDO
RESUMEN DE LA ACTIVIDAD HIDROCARBURÍFERA: CRUDO: GRÁFICO
RESUMEN DE LA ACTIVIDAD HIDROCARBURÍFERA: DERIVADOS
RESUMEN DE LA ACTIVIDAD HIDROCARBURÍFERA: DERIVADOS -> GRÁFICO
RESUMEN DE LA ESTADÍSTICA HIDROCARBURÍFERA: AÑO-2007

II. PERFORACION: POZOS PERFORADOS POR EMPRESA, CLASIFICACION Y PROFUNDIDAD

PETROPRODUCCION
REPSOL-YPF
PETROECUADOR BLOQUE 15
AGIP OIL
SIPEC
PERENCO
ECUADORTLC
ANDES PETROLEUM
PETROORIENTAL
PETROBELL

III. POZOS EN OPERACIONES POR CAMPO Y POR EMPRESA

PETROPRODUCCION
PETROECUADOR EXOCCIDENTAL BLOQUE 15
SIPEC
PETROLEOS SUDAMERICANOS
TECPECUADOR
PETROBELL
PERENCO
PETROORIENTAL
REPSOL-YPF
ANDES PETROLEUM
CITY ORIENTE
AGIP OIL ECUADOR
ECUADORTLC
ESPOL
CANADA GRANDE
POZOS EN OPERACIÓN POR EMPRESA

IV. PRODUCCION DE PETROLEO CRUDO POR CAMPOS Y EMPRESA MAPA ESTADISTICO DE PRODUCCION DE PETROLEO CRUDO EN CAMPOS

PETROPRODUCCION
SIPEC
PETROECUADOR-PERENCO
PETROECUADOR - BLOQUE 15
PETROLEOS SUDAMERICANOS
TECPECUADOR
PETROBELL
PERENCO
PETROORIENTAL
REPSOL YPF
ANDES PETROLEUM
CITY ORIENTE
AGIP OIL ECUADOR
ECUADOR TLC
ESPOL
CANADA GRANDE
PRODUCCION DE PETROLEO CRUDO POR EMPRESA
PRODUCCION DE PETROLEO CRUDO POR EMPRESA: GRÁFICO
CALENDARIO
CRUDO POR EMPRESA Y CAMPO A NIVEL NACIONAL

V. PRODUCCION DE GAS ASOCIADO POR CAMPOS Y EMPRESA

PETROPRODUCCION
SIPEC
PETROECUADOR PERENCO
PETROLEOS SUDAMERICANOS
TECPECUADOR
PETROBELL
PERENCO
PETROECUADOR-BLOQUE 15
PETROORIENTAL
REPSOL YPF
ANDES PETROLEUM
CITY ORIENTE
AGIP OIL ECUADOR
ECUADOR TLC
ESPOL
CANADA GRANDE
PRODUCCION DE GAS ASOCIADO POR EMPRESA
CALENDARIO
PRODUCCION DE GAS ASOCIADO POR EMPRESA: GRAFICO

VI. PRODUCCION DE GAS NATURAL

PRODUCCION FISCALIZADA DE GAS NATURAL
PRODUCCION FISCALIZADA DE GAS NATURAL GRAFICO
PRODUCCION FISCALIZADA DE GAS NATURAL
PRODUCCION FISCALIZADA DE GAS NATURAL
PRODUCCION FISCALIZADA DE GAS NATURAL: GRAFICO
ENTREGAS DE GAS NATURAL A MACHALA POWER

VII. TRANSPORTE DE PETROLEO CRUDO

TRANSPORTE DE PETROLEO CRUDO POR EL SOTE, Y OCP
TRANSPORTE DE PETROLEO CRUDO POR EL SOTE, Y OCP : GRAFICO
SOTE: CONSUMO EN ESTACIONES DE BOMBEO

VIII. COMERCIALIZACION DE PETROLEO CRUDO

PETROLEO CRUDO FISCALIZADO POR EMPRESAS
APORTES DE PETROLEO CRUDO AL MERCADO INTERNO
APORTES DE PETROLEO CRUDO AL MERCADO INTERNO: GRAFICO
EXPORTACIONES DE PETROLEO POR CONCEPTO
EXPORTACIONES DE PETROLEO POR CONCEPTO: GRAFICO
EXPORTACIONES DE PETROLEO CRUDO POR EMPRESA
EXPORTACIONES DE PETROLEO CRUDO POR EMPRESA: GRAFICO
EXPORTACIONES DIRECTAS DE PETROLEO CRUDO POR PAISES
EXPORTACIONES DIRECTAS DE PETROLEO CRUDO POR PAISES: GRAFICO
EXPORTACIONES DE REGALIAS DE PETROLEO CRUDO POR PAISES
EXPORTACIONES DE REGALIAS DE PETROLEO CRUDO POR PAISES: GRAFICO
EXPORTACIONES DE PETROLEO CRUDO POR PAISES Y CONCEPTO
DISTRIBUCION PORCENTUAL DE LAS EXPORTACIONES DE PETROLEO CRUDO
MAPA DE EXPORTACIONES DE PETROLEO CRUDO

DERIVADOS

IX. INDUSTRIALIZACION DE PETROLEO CRUDO

PETROLEO CRUDO PROCESADO EN REFINERIAS
GRAFICO: PETROLEO CRUDO PROCESADO EN REFINERIAS
PETROLEO CRUDO PROCESADO EN REFINERIAS: PROMEDIO DIA CALENDARIO
GRAFICO: PETROLEO CRUDO PROCESADO EN REFINERIAS: PROMEDIO DIA CALENDARIO
PRODUCCION BRUTA DE DERIVADOS EN REFINERIAS Y PLANTAS
GRAFICO: PRODUCCION BRUTA DE DERIVADOS EN REFINERIAS Y PLANTAS
PRODUCCION BRUTA DE DERIVADOS EN REFINERIAS Y PLANTAS: PROMEDIO DIA CALENDARIO
REFINERIA ESMERALDAS: PRODUCCION BRUTA DE DERIVADOS
REFINERIA LA LIBERTAD: PRODUCCION BRUTA DE DERIVADOS
REFINERIA AMAZONAS: PRODUCCION BRUTA DE DERIVADOS
REFINERIA LAGO AGRIO: PRODUCCION BRUTA DE DERIVADOS
PLANTA DE GAS DE SHUSHUFINDI: PRODUCCION DE GAS LICUADO DE PETROLEO
PRODUCCION BRUTA DE DERIVADOS EN REFINERIAS Y PLANTA POR MESES
PRODUCCION BRUTA DE DERIVADOS EN REFINERIAS Y PLANTA
GRAFICO: PRODUCCION BRUTA DE DERIVADOS EN REFINERIAS Y PLANTA
CONSUMOS INTERNOS EN REFINERIAS Y PLANTAS
GAS NATURAL PROCESADO EN PLANTAS
GRAFICO: GAS NATURAL PROCESADO EN PLANTAS
PRODUCCION DE GASOLINA NATURAL POR PLANTAS
GRAFICO: PRODUCCION DE GASOLINA NATURAL POR PLANTAS

X. COMERCIALIZACION DE DERIVADOS

IMPORTACIONES DE DERIVADOS
GRAFICO: IMPORTACIONES DE DERIVADOS
EXPORTACION DE DERIVADOS
GRAFICO: EXPORTACION DE DERIVADOS

XI. VOLUMENES DESPACHADOS POR* ABASTECEDORA* DE PETROCOMERCIAL

POR PRODUCTO EN GALONES
POR PRODUCTO EN BARRILES
A EMPRESAS COMERCIALIZADORAS EN GALONES
A EMPRESAS COMERCIALIZADORAS EN BARRILES
A EMPRESAS COMERCIALIZADORAS POR PRODUCTO
VOLUMENES DESPACHADOS POR PETROCOMERCIAL "ABASTECEDORA" POR PROVINCIAS
ENERO
FEBRERO
MARZO
ABRIL
MAYO

JUNIO
JULIO
AGOSTO
SEPTIEMBRE
OCTUBRE
NOVIEMBRE
DICIEMBRE
POR PROVINCIAS AÑO 2007 (EN GALONES)
POR PROVINCIAS AÑO 2007 EN BARRILES
POR PROVINCIAS Y PRODUCTOS
VOLUMENES DESPACHADOS POR PETROCOMERCIAL "ABASTECEDORA" : GRAFICO
VOLUMENES DESPACHADOS POR PETROCOMERCIAL "ABASTECEDORA" POR PROVINCIAS
COMPARATIVO DE VOLUMENES DESPACHADOS POR PETROCOMERCIAL 2006-2007
POR SECTOR ECONOMICO EN GALONES
POR SECTOR ECONOMICO EN BARRILES

XII. GAS LICUADO DE PETROLEO

VENTA DE GAS LICUADO DEL PETROLEO POR COMPAÑÍA
VENTA DE GAS LICUADO DE PETROLEO POR COMPAÑÍA: GRAFICO
COMPARATIVO DE VENTAS DEL GAS LICUADO DEL PETROLEO: 2006 - 2007
VENTA DE GAS LICUADO DEL PETROLEO POR PROVINCIA Y REGION EN KILOS
VENTA DE G.L.P. POR PROVINCIA Y REGION EN BARRILES
VENTA DE G.L.P. POR PROVINCIA Y COMPAÑÍAS
VENTA DE G.L.P. POR PROVINCIAS: 2006-2007
VENTA DE G.L.P. POR SECTOR ECONOMICO
VENTA DE G.L.P. POR SECTOR ECONOMICO: GRAFICO

XIII. ESTACIONES DE SERVICIO

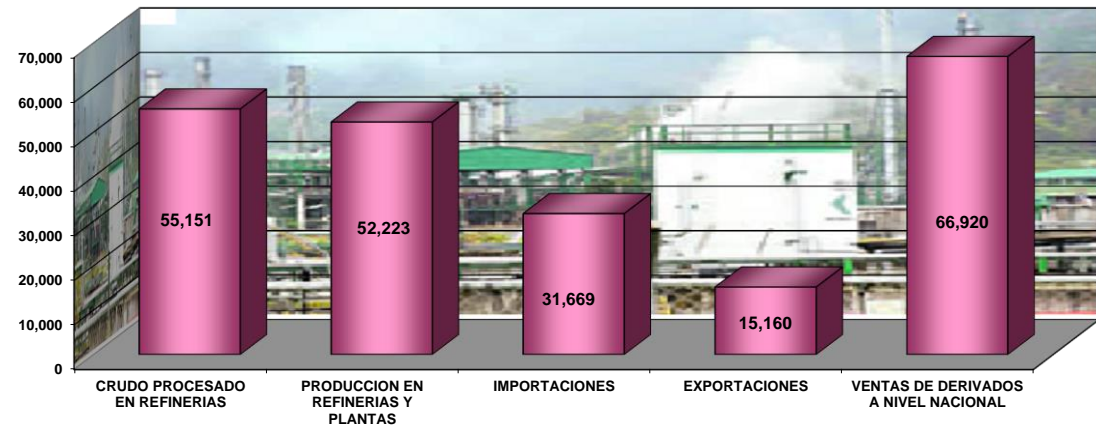
CENTROS DE DISTRIBUCIÓN DE DERIVADOS A NIVEL NACIONAL
GRAFICO: ESTACIONES DE SERVICIO A NIVEL NACIONAL

INDICE

 DERIVADOS		
	PARCIAL	TOTAL
CRUDO PROCESADO EN REFINERIAS		55,151,042
ESMERALDAS	33,456,963	
LIBERTAD	14,685,312	
LAGO AGRIO	322,633	
AMAZONAS	6,686,134	
PRODUCCION EN REFINERIAS Y PLANTAS		52,222,922
ESMERALDAS	31,470,287	
LIBERTAD	14,667,168	
LAGO AGRIO	115,680	
AMAZONAS	5,459,203	
SHUSHUFINDI	510,585	
IMPORTACIONES		31,668,758
EXPORTACIONES		15,159,696
CONSUMO DE DERIVADOS A NIVEL NACIONAL		66,919,530
COMERCIALIZADORAS DE DERIVADOS	55,826,187	
COMERCIALIZADORAS DE G.L.P.	11,093,343	

EN MILES DE BARRILES

DERIVADOS



IX.
INDUSTRIALIZACION DE PETROLEO CRUDO

PETROLEO CRUDO PROCESADO EN REFINERIAS


2 0 0 7
-En Barriles-

MESES	ESMERALDAS	LIBERTAD	LAGO AGRIO	AMAZONAS	2007	2006	VARIACION %
ENERO	3,398,282	1,198,769	22,459	530,571	5,150,081	4,424,669	16.39
FEBRERO	2,942,958	1,110,733	28,153	429,504	4,511,348	3,101,464	45.46
MARZO	2,951,228	1,197,474	25,896	580,865	4,755,463	4,541,131	4.72
ABRIL	3,019,008	858,160	28,224	578,131	4,483,523	4,703,998	-4.69
MAYO	1,512,439	1,290,096	24,478	612,849	3,439,862	4,503,738	-23.62
JUNIO	2,111,302	1,280,557	24,099	458,150	3,874,108	4,912,364	-21.14
JULIO	3,045,500	1,326,924	30,814	534,204	4,937,442	4,901,734	0.73
AGOSTO	3,030,124	1,318,232	21,757	604,076	4,974,189	4,943,007	0.63
SEPTIEMBRE	2,984,334	1,230,514	29,248	569,618	4,813,714	4,641,021	3.72
OCTUBRE	2,251,169	1,336,576	29,773	585,574	4,203,092	4,986,937	-15.72
NOVIEMBRE	2,968,348	1,213,511	27,411	590,067	4,799,337	4,567,522	5.08
DICIEMBRE	3,242,271	1,323,766	30,321	612,524	5,208,882	4,992,917	4.33
2007	33,456,963	14,685,312	322,633	6,686,134	55,151,042	55,220,502	-0.13
2006	33,679,050	14,297,061	336,503	6,907,889	55,220,503		
DISTRIBUCION %	60.66	26.63	0.58	12.12	100.00		

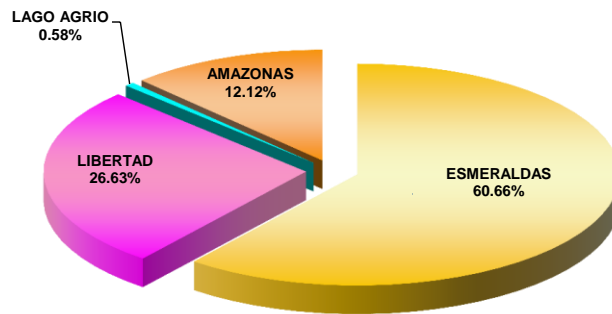
FUENTE: DNH - COORDINACION DE TRANSPORTE Y ALMACENAMIENTO

ELABORACION: DNH - COORDINACION LIQUIDACIONES Y ESTADISTICAS - ESTADISTICA

PETROLEO CRUDO PROCESADO EN REFINERIAS



**PETROLEO CRUDO PROCESADO
2007**



FUENTE: DNH - COORDINACION DE TRANSPORTE Y ALMACENAMIENTO
ELABORACION: DNH - COORDINACION LIQUIDACIONES Y ESTADISTICAS - ESTADISTICA

PETROLEO CRUDO PROCESADO EN REFINERIAS: PROMEDIO DIA CALENDARIO

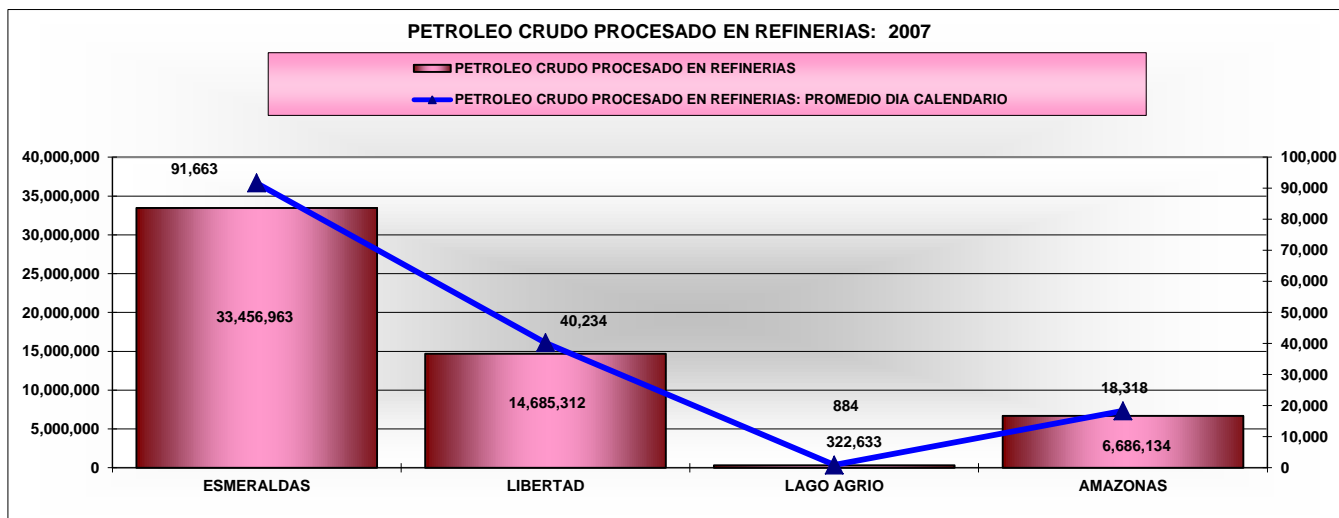
2 0 0 7

-En Barriles-

MESES	ESMERALDAS	LIBERTAD	LAGO AGRIO	AMAZONAS	TOTAL
ENERO	109,622	38,670	724	17,115	166,132
FEBRERO	105,106	39,669	1,005	15,339	161,120
MARZO	95,201	38,628	835	18,738	153,402
ABRIL	100,634	28,605	941	19,271	149,451
MAYO	48,788	41,616	790	19,769	110,963
JUNIO	70,377	42,685	803	15,272	129,137
JULIO	98,242	42,804	994	17,232	159,272
AGOSTO	97,746	42,524	702	19,486	160,458
SEPTIEMBRE	99,478	41,017	975	18,987	160,457
OCTUBRE	72,618	43,115	960	18,889	135,584
NOVIEMBRE	98,945	40,450	914	19,669	159,978
DICIEMBRE	104,589	42,702	978	19,759	168,028
2007	91,663	40,234	884	18,318	151,099
2006	92,271	39,170	922	18,926	151,289
VARIACION %	(0.66)	2.72	(4.12)	(3.21)	(0.13)

FUENTE: DNH - COORDINACION DE TRANSPORTE Y ALMACENAMIENTO

ELABORACION: DNH - COORDINACION LIQUIDACIONES Y ESTADISTICAS - ESTADISTICA



FUENTE: DNH - COORDINACION DE TRANSPORTE Y ALMACENAMIENTO

ELABORACION: DNH - COORDINACION LIQUIDACIONES Y ESTADISTICAS - ESTADISTICA

PRODUCCION BRUTA DE DERIVADOS EN REFINERIAS Y PLANTAS

2 0 0 7

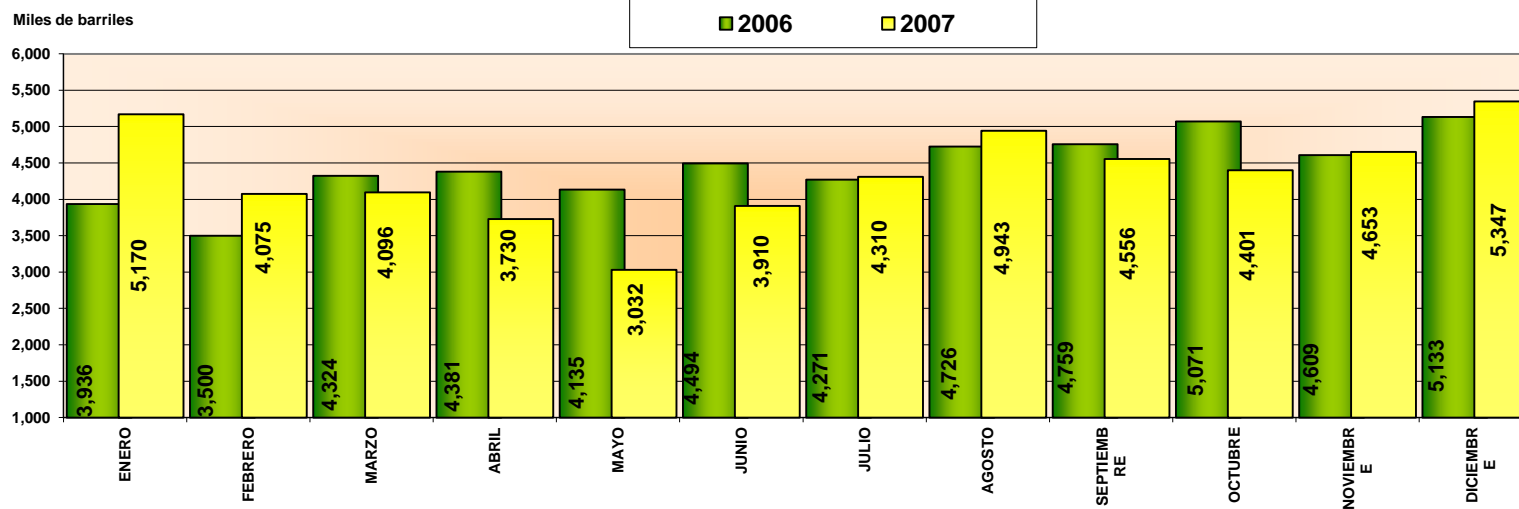
-En Barriles-

REFINERIAS Y PLANTAS	ESMERALDAS	LA LIBERTAD	AMAZONAS	LAGO AGRIO	SHUSHUFINDI	2007	2006	VARIACION %
ENERO	3,490,579	1,199,313	431,503	7,262	41,439	5,170,096	3,936,200	31.31
FEBRERO	2,548,154	1,119,397	358,022	10,791	39,062	4,075,426	3,500,192	16.42
MARZO	2,404,633	1,168,740	473,137	9,386	40,484	4,096,380	4,324,000	-5.27
ABRIL	2,341,930	863,470	476,622	10,068	37,734	3,729,824	4,381,136	-14.87
MAYO	1,242,940	1,247,319	489,960	8,612	42,837	3,031,668	4,134,752	-26.69
JUNIO	2,208,369	1,288,127	375,426	8,443	29,859	3,910,224	4,494,276	-13.00
JULIO	2,542,336	1,282,762	425,605	10,755	48,732	4,310,190	4,271,488	0.91
AGOSTO	3,094,552	1,314,229	482,916	7,781	43,909	4,943,387	4,726,300	4.59
SEPTIEMBRE	2,803,177	1,238,060	464,979	10,346	38,958	4,555,519	4,758,545	-4.27
OCTUBRE	2,507,694	1,356,580	483,097	10,827	42,476	4,400,674	5,071,446	-13.23
NOVIEMBRE	2,842,181	1,260,906	490,820	10,278	48,615	4,652,800	4,608,661	0.96
DICIEMBRE	3,443,743	1,328,265	507,116	11,131	56,479	5,346,734	5,132,806	4.17
2007	31,470,287	14,667,168	5,459,203	115,680	510,585	52,222,922	53,339,804	-2.09
2006	32,531,669	14,556,502	5,498,711	120,187	632,734	53,339,803		
PROMEDIO DIARIO	86,220	40,184	14,957	317	1,399	143,076		
VARIACION %	-3.26	0.76	-0.72	-3.75	-19.31	-2.09		

NOTA: EN LA PRODUCCION DE DERIVADOS EN REFINERIAS CONSTA LOS CONSUMOS INTERNOS

FUENTE: DNH - COORDINACION DE TRANSPORTE Y ALMACENAMIENTO

PRODUCCION BRUTA DE DERIVADOS



FUENTE: DNH - COORDINACION DE TRANSPORTE Y ALMACENAMIENTO

ELABORACION: DNH - COORDINACION LIQUIDACIONES Y ESTADISTICAS - ESTADISTICA

PRODUCCION BRUTA DE DERIVADOS EN REFINERIAS Y PLANTAS: PROMEDIO DIA CALENDARIO

2007

-En Barriles-

REFINERIAS Y PLANTAS	ESMERALDAS	LA LIBERTAD	AMAZONAS	SHUSHUFINDI	SHUSHUFINDI	2007	2006
ENERO	112,599	38,688	13,919	234	1,337	166,777	126,974
FEBRERO	91,005	39,978	12,787	385	1,395	145,551	125,007
MARZO	77,569	37,701	15,262	303	1,306	132,141	139,484
ABRIL	78,064	28,782	15,887	336	1,258	124,327	146,038
MAYO	40,095	40,236	15,805	278	1,382	97,796	133,379
JUNIO	73,612	42,938	12,514	281	995	130,341	149,809
JULIO	82,011	41,379	13,729	347	1,572	139,038	137,790
AGOSTO	99,824	42,394	15,578	251	1,416	159,464	152,461
SEPTIEMBRE	93,439	41,269	15,499	345	1,299	151,851	158,618
OCTUBRE	80,893	43,761	15,584	349	1,370	141,957	163,595
NOVIEMBRE	94,739	42,030	16,361	343	1,621	155,093	153,622
DICIEMBRE	111,088	42,847	16,359	359	1,822	172,475	165,574
2007	86,220	40,184	14,957	317	1,399	143,076	146,136
2006	89,128	39,881	15,065	329	1,734	146,136	

FUENTE: DNH - COORDINACION DE TRANSPORTE Y ALMACENAMIENTO

ELABORACION: DNH - COORDINACION LIQUIDACIONES Y ESTADISTICAS - ESTADISTICA

PRODUCCION BRUTA DE DERIVADOS

REFINERIA ESMERALDAS 2007

-En Barriles-

DERIVADOS	ENERO	FEBRERO	MARZO	ABRIL	MAYO	JUNIO	JULIO	AGOSTO	SEPTIEMBRE	OCTUBRE	NOVIEMBRE	DICIEMBRE	TOTAL
GASOLINA SUPER	301,132	136,069	0	0	0	0	213,345	185,418	172,431	192,267	179,273	217,315	1,597,250
GASOLINA EXTRA	415,916	394,168	294,094	336,036	223,931	376,806	348,681	403,892	333,554	244,372	277,133	389,461	4,038,044
DIESEL 1	0	0	0	0	0	0	0	0	0	0	0	0	0
DIESEL 2	555,721	634,597	498,887	604,742	54,382	628,730	450,056	679,109	517,447	618,835	354,054	639,352	6,235,911
DIESEL PREMIUN	229,393	75,231	137,749	122,911	1,879	0	0	0	0	0	72,962	88,382	728,506
JET FUEL	143,733	200,465	215,289	146,501	132,405	145,097	252,469	152,249	188,368	176,086	171,664	187,959	2,112,284
G.L.P.	159,267	62,945	4,905	3,588	12	45,680	163,694	157,345	141,210	101,903	115,580	132,589	1,088,716
FUEL OIL 4	0	339,850	0	0	0	0	0	0	0	0	0	0	339,850
FUEL OIL 6	619,868	204,550	110,469	587,596	238,318	319,497	171,996	428,005	195,868	72,388	274,265	424,777	3,647,597
FUEL OIL EXP.	1,001,075	459,626	1,081,547	489,997	530,774	613,905	833,136	987,500	1,145,839	995,942	1,300,030	1,252,695	10,692,066
CEM. ASFALTICO	48,165	34,380	51,837	40,788	54,859	62,407	90,846	81,905	83,063	84,400	77,355	86,131	796,136
ASFALTO RC-250	16,309	6,273	9,856	9,771	6,381	16,247	18,113	19,129	25,397	21,502	19,866	25,083	193,927
GASOLINA PESCA ARTESANAL													0
2007	3,490,579	2,548,154	2,404,633	2,341,930	1,242,940	2,208,369	2,542,336	3,094,552	2,803,177	2,507,694	2,842,181	3,443,743	31,470,287
2006	2,217,964	1,901,776	2,515,667	2,825,683	2,315,357	2,736,234	2,468,328	2,938,486	3,208,165	3,201,073	2,822,689	3,380,246	32,531,670
VARIACION %	57.38	33.99	-4.41	-17.12	-46.32	-19.29	3.00	5.31	-12.62	-21.66	0.69	1.88	-3.26
PROMEDIO DIARIO	112,599	91,005	77,569	78,064	40,095	73,612	82,011	99,824	93,439	80,893	94,739	111,088	86,220
AZUFRE (KG)	6,378	10,124	7,234	6,320	765	0	2,377	5,210	8,230	9,382	9,897	10,079	75,996
G.L.P. (TM)	13,671	5,403	421	308	1	3,921	14,051	13,506	12,121	8,747	9,921	11,381	93,452

(*) SE INCLUYE CONSUMO INTERNO DE LA REFINERIA

FUENTE: DNH - COORDINACION DE TRANSPORTE Y ALMACENAMIENTO

ELABORACION: DNH - COORDINACION LIQUIDACIONES Y ESTADISTICAS - ESTADISTICA

**PRODUCCION BRUTA DE DERIVADOS
REFINERIA LA LIBERTAD (*)
2007
-En Barriles-**

DERIVADOS	ENERO	FEBRERO	MARZO	ABRIL	MAYO	JUNIO	JULIO	AGOSTO	SEPTIEMBRE	OCTUBRE	NOVIEMBRE	DICIEMBRE	TOTAL
GASOLINA EXTRA	111,315	95,418	104,660	112,862	104,483	114,632	86,652	175,050	101,584	121,813	160,394	141,295	1,430,158
DIESEL 1	10,621	25,588	14,812	5,040	14,036	12,365	18,689	9,476	12,106	19,780	9,881	12,389	164,783
DIESEL 2	233,603	201,280	258,034	192,489	237,855	231,043	242,512	247,044	244,984	268,458	232,044	237,604	2,826,950
G.L.P.	1,806	1,480	617	396	291	1,421	2,196	559	1,777	1,270	1,480	1,165	14,458
JET FUEL	52,320	51,397	24,621	17,633	65,424	68,703	65,526	68,062	45,455	32,438	57,608	58,008	607,195
FUEL OIL 4	680,537	628,710	675,628	487,669	740,296	730,828	744,568	749,995	709,070	773,459	685,700	766,385	8,372,845
RUBBER SOLVENT	5,103	5,405	5,399	3,786	4,958	6,478	5,971	4,881	4,935	9,053	753	5,400	62,122
MINERAL TURPENTINE	4,034	4,303	4,488	1,983	3,548	4,688	3,707	3,536	3,534	5,178	1,797	4,012	44,808
SPRAY OIL	18,438	16,832	20,268	6,937	19,908	22,934	21,166	10,649	8,563	12,494	11,676	15,710	185,575
G. ESTABILIZADA	81,536	88,984	60,213	34,675	56,520	95,035	91,775	44,977	106,052	112,637	99,573	86,297	958,274
2007	1,199,313	1,119,397	1,168,740	863,470	1,247,319	1,288,127	1,282,762	1,314,229	1,238,060	1,356,580	1,260,906	1,328,265	14,667,168
2006	1,160,033	1,075,329	1,316,093	1,021,549	1,292,105	1,216,937	1,321,784	1,229,650	1,039,160	1,344,599	1,280,569	1,258,695	14,556,502
VARIACION %	3.39	4.10	-11.20	-15.47	-3.47	5.85	-2.95	6.88	19.14	0.89	-1.54	5.53	0.76
PROMEDIO DIARIO	38,688	39,978	37,701	28,782	40,236	42,938	41,379	42,394	41,269	43,761	42,030	42,847	40,184
G.L.P. (TM)	155	127	53	34	25	122	189	48	153	109	127	100	1,241

(*) SE INCLUYE CONSUMO INTERNO DE LA REFINERIA

FUENTE: DNH - COORDINACION DE TRANSPORTE Y ALMACENAMIENTO

ELABORACION: DNH - COORDINACION LIQUIDACIONES Y ESTADISTICAS - ESTADISTICA

**PRODUCCION BRUTA DE DERIVADOS
REFINERIA AMAZONAS (*)
2007
-En Barriles-**

DERIVADOS	ENERO	FEBRERO	MARZO	ABRIL	MAYO	JUNIO	JULIO	AGOSTO	SEPTIEMBRE	OCTUBRE	NOVIEMBRE	DICIEMBRE	TOTAL
GASOLINA EXTRA	19,175	17,491	19,142	20,128	16,934	19,983	15,403	21,057	18,673	20,562	21,691	23,751	233,991
DIESEL 1	5,598	2,437	5,416	5,229	9,886	3,319	4,675	4,001	6,606	4,376	4,440	4,909	60,892
DIESEL 2	131,848	112,402	148,871	150,394	159,028	129,048	134,874	148,990	139,460	140,932	141,975	155,664	1,693,486
JET FUEL	15,225	8,204	15,140	19,026	11,141	5,071	12,653	14,245	16,533	15,809	19,324	15,210	167,582
RESIDUO	259,657	217,488	284,568	281,845	292,971	218,005	258,000	294,623	283,707	301,417	303,390	307,582	3,303,253
2007	431,503	358,022	473,137	476,622	489,960	375,426	425,605	482,916	464,979	483,097	490,820	507,116	5,459,203
2006	489,864	450,505	429,315	463,281	451,676	472,908	441,640	484,222	445,870	477,675	451,068	440,687	5,498,711
VARIACION %	-11.91	-20.53	10.21	2.88	8.48	-20.61	-3.63	-0.27	4.29	1.14	8.81	15.07	-0.72
PROMEDIO DIARIO	13,919	12,787	15,262	15,887	15,805	12,514	13,729	15,578	15,499	15,584	16,361	16,359	14,957

(*) SE INCLUYE CONSUMO INTERNO DE LA REFINERIA

FUENTE: DNH - COORDINACION DE TRANSPORTE Y ALMACENAMIENTO

ELABORACION: DNH - COORDINACION LIQUIDACIONES Y ESTADISTICAS - ESTADISTICA

PRODUCCION BRUTA DE DERIVADOS

REFINERIA LAGO AGRIO (*)

2007

-En Barriles-

DERIVADOS	ENERO	FEBRERO	MARZO	ABRIL	MAYO	JUNIO	JULIO	AGOSTO	SEPTIEMBRE	OCTUBRE	NOVIEMBRE	DICIEMBRE	TOTAL
GASOLINA EXTRA	827	905	789	1,033	716	1,030	1,244	872	904	1,093	887	1,198	11,498
DIESEL 2	4,693	7,346	6,229	7,080	5,786	5,469	7,281	4,794	7,507	7,645	7,082	7,659	78,571
JET FUEL	1,742	2,540	2,368	1,955	2,110	1,944	2,230	2,115	1,935	2,089	2,309	2,274	25,611
2007	7,262	10,791	9,386	10,068	8,612	8,443	10,755	7,781	10,346	10,827	10,278	11,131	115,680
2006	11,236	9,412	10,315	10,625	9,369	10,934	10,234	9,490	10,513	8,445	9,914	9,691	120,178
VARIACION %	-35.37	14.65	-9.01	-5.24	-8.08	-22.78	5.09	-18.01	-1.59	28.21	3.67	14.86	-3.74
PROMEDIO DIARIO	234	385	303	336	278	281	347	251	345	349	343	359	317

FUENTE: DNH - COORDINACION DE TRANSPORTE Y ALMACENAMIENTO

ELABORACION: DNH - COORDINACION LIQUIDACIONES Y ESTADISTICAS - ESTADISTICA

NOTA : (*) La producción de la Refinería Lago Agrío se destina para su propio consumo.

PRODUCCION BRUTA DE DERIVADOS

PLANTA DE GAS DE SHUSHUFINDI

2007

-En Barriles-

DERIVADOS	ENERO	FEBRERO	MARZO	ABRIL	MAYO	JUNIO	JULIO	AGOSTO	SEPTIEMBRE	OCTUBRE	NOVIEMBRE	DICIEMBRE	TOTAL
G.L.P.	41,439	39,062	40,484	37,734	42,837	29,859	48,732	43,909	38,958	42,476	48,615	56,479	510,585
2007	41,439	39,062	40,484	37,734	42,837	29,859	48,732	43,909	38,958	42,476	48,615	56,479	510,585
2006	57,103	63,170	52,610	59,998	66,245	57,263	29,493	64,453	54,837	39,654	44,420	43,488	632,734
VARIACION %	-27.43	-38.16	-23.05	-37.11	-35.34	-47.86	65.23	-31.87	-28.96	7.12	9.44	29.87	-19.31
PROMEDIO DIARIO	1,337	1,395	1,306	1,258	1,382	995	1,572	1,416	1,299	1,370	1,621	1,822	1,399
G.L.P. (EN TM)	3,557	3,353	3,475	3,239	3,677	2,563	4,183	3,769	3,344	3,646	4,173	4,848	43,827

FUENTE: DNH - COORDINACION DE TRANSPORTE Y ALMACENAMIENTO

ELABORACION: DNH - COORDINACION DE LIQUIDACIONES Y ESTADISTICAS - ESTADISTICA

PRODUCCION BRUTA DE DERIVADOS (*)

2007

-E n Barriles-

DERIVADOS	ENERO	FEBRERO	MARZO	ABRIL	MAYO	JUNIO	JULIO	AGOSTO	SEPTIEMBRE	OCTUBRE	NOVIEMBRE	DICIEMBRE	TOTAL
GASOLINA SUPER	301,132	136,069	-	-	-	-	213,345	185,418	172,431	192,267	179,273	217,315	1,597,250
GASOLINA EXTRA	547,233	507,982	418,685	470,059	346,064	512,451	451,980	600,871	454,715	387,840	460,105	555,705	5,713,691
DIESEL 1	16,219	28,025	20,228	10,269	23,922	15,684	23,364	13,477	18,712	24,156	14,321	17,298	225,675
DIESEL 2	925,865	955,625	912,021	954,705	457,051	994,290	834,723	1,079,937	909,398	1,035,870	735,155	1,040,279	10,834,918
DIESEL PREMIUM	229,393	75,231	137,749	122,911	1,879	-	-	-	-	-	72,962	88,382	728,506
JET FUEL	213,020	262,606	257,418	185,115	211,080	220,815	332,878	236,671	252,291	226,422	250,905	263,451	2,912,672
FUEL OIL 4	680,537	968,560	675,628	487,669	740,296	730,828	744,568	749,995	709,070	773,459	685,700	766,385	8,712,695
FUEL OIL 6	619,868	204,550	110,469	587,596	238,318	319,497	171,996	428,005	195,868	72,388	274,265	424,777	3,647,597
FUEL OIL EXP.	1,001,075	459,626	1,081,547	489,997	530,774	613,905	833,136	987,500	1,145,839	995,942	1,300,030	1,252,695	10,692,066
SPRAY OIL	18,438	16,832	20,268	6,937	19,908	22,934	21,166	10,649	8,563	12,494	11,676	15,710	185,575
MINERAL TURPENTINE	4,034	4,303	4,488	1,983	3,548	4,688	3,707	3,536	3,534	5,178	1,797	4,012	44,808
RUBBER SOLVENT	5,103	5,405	5,399	3,786	4,958	6,478	5,971	4,881	4,935	9,053	753	5,400	62,122
G.L.P.	202,512	103,487	46,006	41,719	43,140	76,960	214,622	201,813	181,944	145,648	165,675	190,233	1,613,758
ASFALTOS	16,309	6,273	9,856	9,771	6,381	16,247	18,113	19,129	25,397	21,502	19,866	25,083	193,927
CEM. ASFALTICO	48,165	34,380	51,837	40,788	54,859	62,407	90,846	81,905	83,063	84,400	77,355	86,131	796,136
RESIDUO	259,657	217,488	284,568	281,845	292,971	218,005	258,000	294,623	283,707	301,417	303,390	307,582	3,303,253
G. ESTABILIZADA	81,536	88,984	60,213	34,675	56,520	95,035	91,775	44,977	106,052	112,637	99,573	86,297	958,274
2007	5,170,096	4,075,426	4,096,380	3,729,824	3,031,668	3,910,224	4,310,190	4,943,387	4,555,519	4,400,674	4,652,800	5,346,734	52,222,922
2006	3,936,200	3,500,192	4,324,000	4,381,136	4,134,752	4,494,276	4,271,488	4,726,300	4,758,545	5,071,446	4,608,661	5,132,806	53,339,804
VARIACION %	29.28	13.89	-6.66	-15.66	-28.05	-15.11	-1.24	3.64	-6.50	-15.45	-1.20	2.49	-2.09
PROMEDIO DIARIO	164,147	142,373	130,199	123,172	95,973	127,173	136,078	158,013	148,316	138,324	151,774	169,692	140,451
AZUFRE (KG)	6,378	10,124	7,234	6,320	765	0	2,377	5,210	8,230	9,382	9,897	10,079	75,996
G.L.P. (EN TM)	17,383	8,883	3,949	3,581	3,703	6,606	18,423	17,323	15,618	12,502	14,221	16,329	138,520

(*) SE INCLUYE CONSUMO INTERNO DE LA REFINERIAS

FUENTE: DNH - COORDINACION DE TRANSPORTE Y ALMACENAMIENTO

ELABORACION: DNH - COORDINACION DE LIQUIDACIONES Y ESTADISTICAS - ESTADISTICA

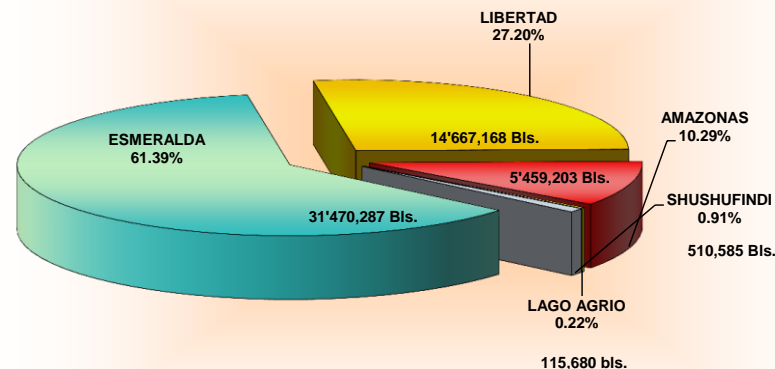
PRODUCCION BRUTA DE DERIVADOS EN REFINERIAS Y PLANTA (*)
2007
-En Barriles-

DERIVADOS	ESMERALDA	LIBERTAD	AMAZONAS	LAGO AGRIO	SHUSHUFIND I	TOTAL
GASOLINA SUPER	1,597,250					1,597,250
GASOLINA EXTRA	4,038,044	1,430,158	233,991	11,498		5,713,691
DIESEL 1	0	164,783	60,892			225,675
DIESEL 2	6,235,911	2,826,950	1,693,486	78,571		10,834,918
DIESEL PREMIUN	728,506					728,506
JET FUEL	2,112,284	607,195	167,582	25,611		2,912,672
G.L.P.	1,088,716	14,458			510,585	1,613,758
FUEL OIL 4	339,850	8,372,845				8,712,695
FUEL OIL 6	3,647,597					3,647,597
FUEL OIL EXP.	10,692,066					10,692,066
CEM. ASFALTICO	796,136					796,136
ASFALTO RC-250	193,927					193,927
GASOLINA PESCA ARTESAN	0	17,314				0
RUBBER SOLVENT		62,122				62,122
MINERAL TURPENTINE		44,808				44,808
SPRAY OIL		185,575				185,575
RESIDUO			3,303,253			3,303,253
G. ESTABILIZADA		958,274				958,274
2007	31,470,287	14,684,482	5,459,203	115,680	510,585	52,222,922
2006	32,531,669	14,556,502	5,498,711	120,187	632,734	53,339,803
DISTRIBUCION	60.26	28.09	10.45	0.22	0.98	100.00
VARIACION %	-3.26	0.76	-0.72	-3.75	-19.31	-2.09
PROMEDIO DIARIO	86,220	40,184	14,957	317	1,399	143,076

NOTAS: (*) SE INCLUYE CONSUMO INTERNOS DE LAS REFINERIAS
 LOS DATOS DE PRODUCCION BRUTA: PRODUCCION DE PLANTA + INGRESOS DE TRANSFERENCIA - SALIDAS POR TRANSFERENCIAS

FUENTE: DNH - COORDINACION DE REFINACION E INDUSTRIALIZACION
 ELABORACION: DNH - COORDINACION LIQUIDACIONES Y ESTADISTICAS - ESTADISTICA

PRODUCCION BRUTA DE DERIVADOS EN REFINERIAS
2007



FUENTE: DNH - COORDINACION DE REFINACION E INDUSTRIALIZACION
 ELABORACION: DNH - COORDINACION LIQUIDACIONES Y ESTADISTICAS - ESTADISTICA

CONSUMOS INTERNOS EN REFINERIAS Y PLANTA

2007
-En Barriles-

DERIVADOS	ESMERALDAS	LIBERTAD	AMAZONAS	LAGO AGRIO	SHUSHUFINDI	TOTAL
GASOLINA EXTRA			480			480
DIESEL 1						0
DIESEL 2		103,143	419			103,562
JET FUEL						0
G.L.P.	215,093					215,093
FUEL OIL 4	3,246	245,264				248,510
FUEL OIL 6	1,251,402					1,251,402
2007	1,469,741	348,407	899	0	0	1,819,047
2006	1,328,266	348,608	783	120,187	0	1,797,844
VARIACION %	10.65	-0.06	14.81			1.18

FUENTE: DNH - COORDINACION DE REFINACION E INDUSTRIALIZACION

ELABORACION: DNH - COORDINACION LIQUIDACIONES Y ESTADISTICAS - ESTADISTICA

**GAS NATURAL PROCESADO
2007**

-Miles de pies cúbicos-

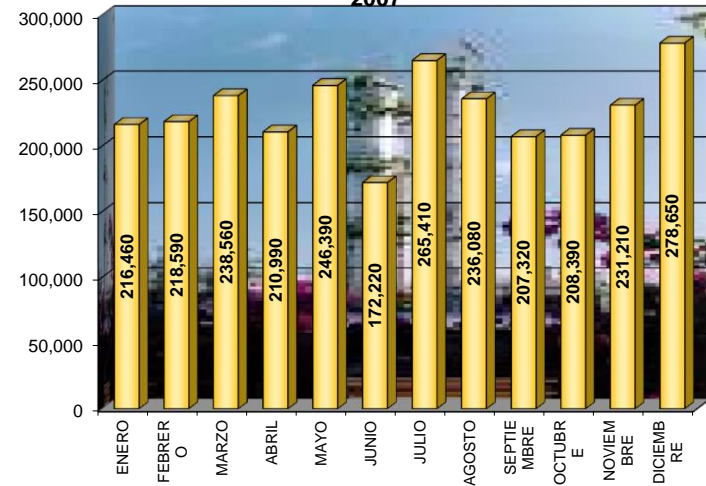
MESES	TOTAL
ENERO	216,460
FEBRERO	218,590
MARZO	238,560
ABRIL	210,990
MAYO	246,390
JUNIO	172,220
JULIO	265,410
AGOSTO	236,080
SEPTIEMBRE	207,320
OCTUBRE	208,390
NOVIEMBRE	231,210
DICIEMBRE	278,650
TOTAL	2,730,270

FUENTE: DNH - COORDINACION DE REFINACION E INDUSTRIALIZACION

ELABORACION: DNH - COORDINACION LIQUIDACIONES Y ESTADISTICAS - ESTADISTICA

**GAS NATURAL PROCESADO
2007**

EN MILES DE PIES CUBICOS



ELABORACION: DNH - COORDINACION LIQUIDACIONES Y ESTADISTICAS - ESTADISTICA

**PRODUCCION DE GASOLINA NATURAL
2007**

-En barriles-

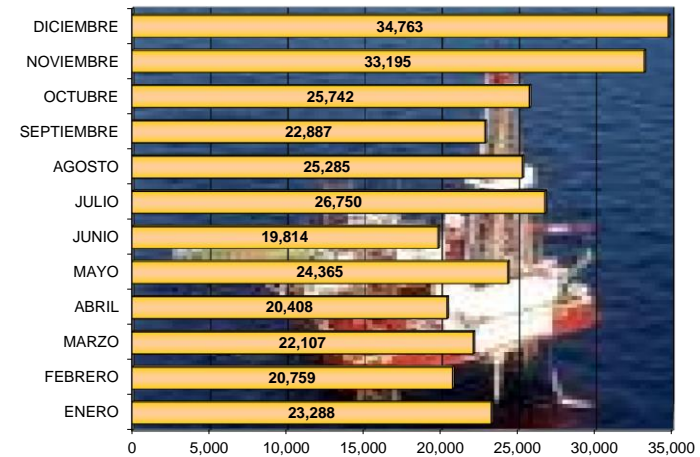
MESES	TOTAL
ENERO	23,288
FEBRERO	20,759
MARZO	22,107
ABRIL	20,408
MAYO	24,365
JUNIO	19,814
JULIO	26,750
AGOSTO	25,285
SEPTIEMBRE	22,887
OCTUBRE	25,742
NOVIEMBRE	33,195
DICIEMBRE	34,763
TOTAL	299,362

FUENTE: DNH - COORDINACION DE REFINACION E INDUSTRIALIZACION

ELABORACION: DNH - COORDINACION LIQUIDACIONES Y ESTADISTICAS - ESTADISTICA

PRODUCCION DE GASOLINA NATURAL

2007



EN BARRILES

FUENTE: DNH - COORDINACION DE REFINACION E INDUSTRIALIZACION

ELABORACION: DNH - COORDINACION LIQUIDACIONES Y ESTADISTICAS - ESTADISTICA

X
COMERCIALIZACION DE DERIVADOS

**IMPORTACIONES DE DERIVADOS
2007
-En Barriles-**

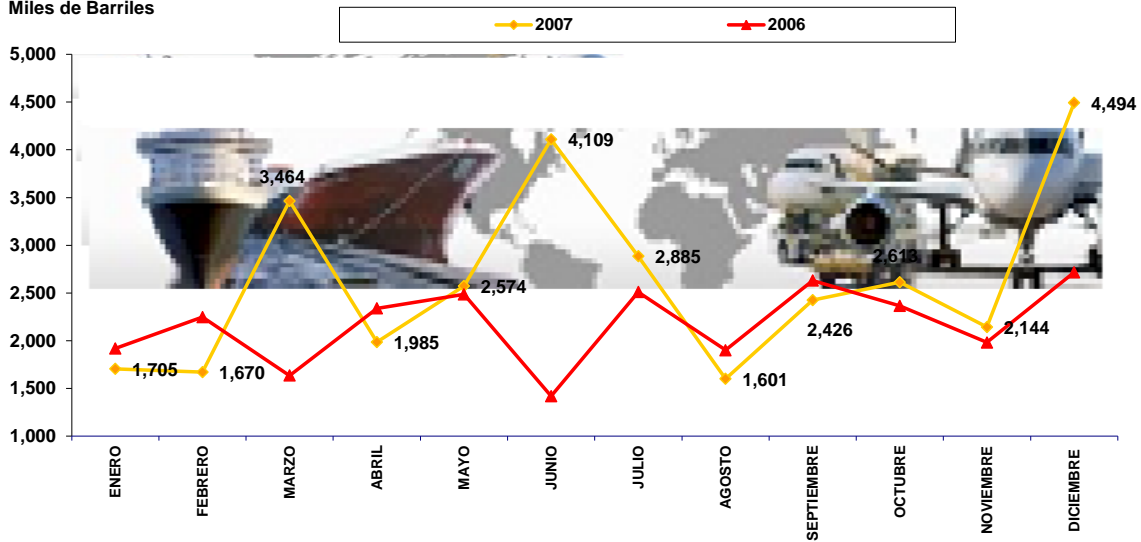
MESES \ DERIVADOS	G.L.P.	DIESEL	NAFTA	DIESEL PREMIUM	CUTTER STOCK	DILUYENTE	2007	2006
ENERO	745,819	471,278	265,933			222,172	1,705,202	1,918,058
FEBRERO	680,132	748,595	241,447				1,670,174	2,247,755
MARZO	886,715	1,315,188	1,068,744			193,717	3,464,364	1,635,490
ABRIL	816,082	504,822	442,063		221,647		1,984,614	2,339,553
MAYO	907,703	944,224	721,666				2,573,593	2,485,198
JUNIO	844,299	1,085,378	1,231,662	519,389	428,412		4,109,140	1,419,127
JULIO	841,608	915,538	477,440	450,983	199,078		2,884,647	2,510,622
AGOSTO	733,306	239,680	218,495	199,968	209,110		1,600,559	1,900,684
SEPTIEMBRE	792,256	686,200	298,649	452,353	196,063		2,425,521	2,631,081
OCTUBRE	822,162	685,759	894,324				2,613,059	2,365,687
NOVIEMBRE	814,534	662,272	461,314	0		210,814	2,143,706	1,981,803
DICIEMBRE	815,133	1,722,412	1,522,788	240,454		193,392	4,494,179	2,716,228
2007	9,699,749	9,981,346	7,844,525	1,863,147	1,254,310	1,025,681	31,668,758	26,151,286
2006	G.L.P.	DIESEL	NAFTA	DIESEL PREMIUM	CUTTER STOCK	DILUYENTE	26,151,286	
VARIACION %	15.04	-1.94	27.04	62.47		368.09	21.10	

FUENTE: PETROECUADOR

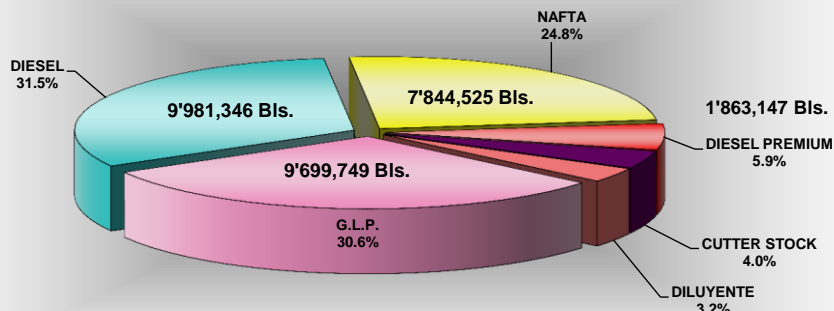
ELABORACION: DNH - COORDINACION LIQUIDACIONES Y ESTADISTICAS - ESTADISTICA

Miles de Barriles

IMPORTACIONES DE DERIVADOS



**IMPORTACIONES DE DERIVADOS
2007**



FUENTE: PETROECUADOR

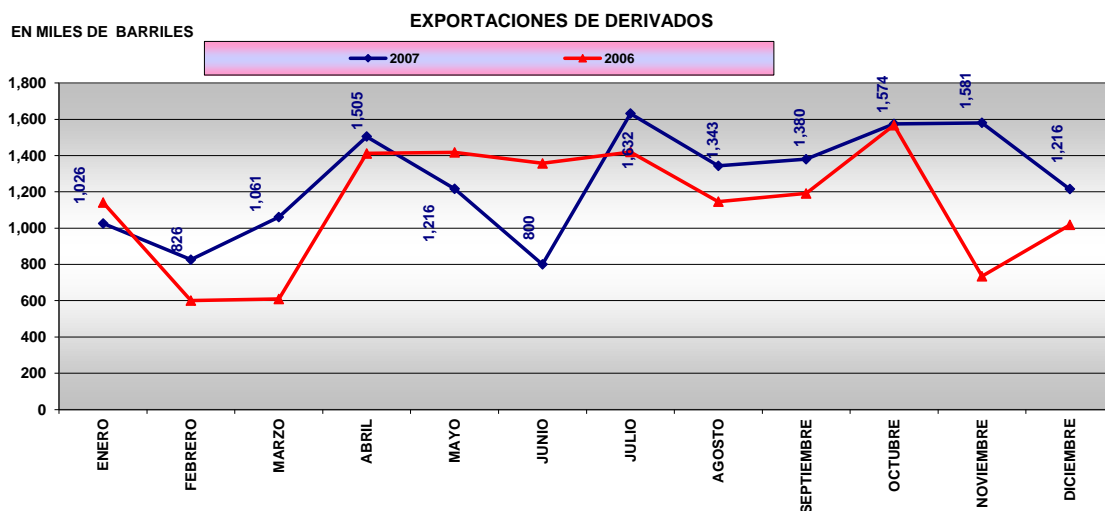
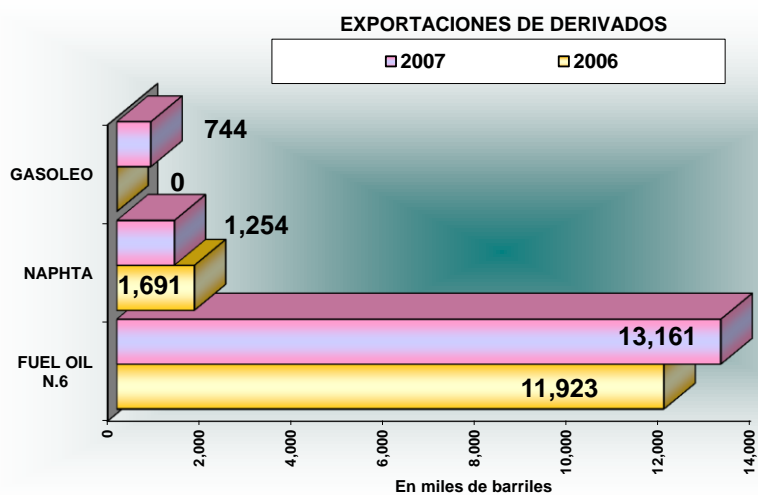
ELABORACION: DNH - COORDINACION LIQUIDACIONES Y ESTADISTICAS - ESTADISTICA

**EXPORTACIONES DE DERIVADOS
2 0 0 7
-En Barriles-**

DERIVADOS	FUEL OIL N.6	NAPHTA	GASOLEO	2007	2006
MESES					
ENERO	1,025,898		0	1,025,898	1,141,588
FEBRERO	825,840		0	825,840	600,471
MARZO	1,021,885		39,377	1,061,262	609,738
ABRIL	1,020,430		484,543	1,504,973	1,411,928
MAYO	821,533	174,842	219,886	1,216,261	1,417,087
JUNIO	800,208			800,208	1,357,073
JULIO	1,451,245	180,336		1,631,581	1,419,373
AGOSTO	1,174,979	167,902		1,342,881	1,146,520
SEPTIEMBRE	1,380,148			1,380,148	1,191,300
OCTUBRE	1,222,578	351,725		1,574,303	1,567,430
NOVIEMBRE	1,396,528	184,303		1,580,831	734,210
DICIEMBRE	1,020,159	195,351		1,215,510	1,017,969
2007	13,161,431	1,254,459	743,806	15,159,696	13,614,687
2006	11,923,289	1,691,398	0	13,614,687	
VARIACION %	10.38	-25.83		11.35	

FUENTE: PETROECUADOR

ELABORACION: DNH - COORDINACION LIQUIDACIONES Y ESTADISTICAS - ESTADISTICA



FUENTE: PETROECUADOR

ELABORACION: DNH - COORDINACION LIQUIDACIONES Y ESTADISTICAS - ESTADISTICA

XI
VOLUMENES DESPACHADOS POR PETROCOMERCIAL "ABASTECEDORA" A COMERCIALIZADORAS

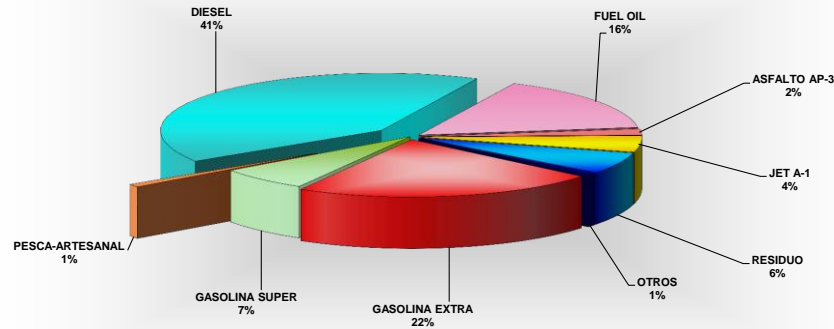
VOLUMENES DESPACHADOS POR PETROCOMERCIAL "ABASTECEDORA" POR PRODUCTO
2007
-EN GALONES-

DERIVADOS	ENERO	FEBRERO	MARZO	ABRIL	MAYO	JUNIO	JULIO	AGOSTO	SEPTIEMBRE	OCTUBRE	NOVIEMBRE	DICIEMBRE	TOTAL
GASOLINA EXTRA	41,970,881	38,281,936	42,005,993	40,319,382	43,561,228	42,499,786	44,377,539	45,221,125	44,112,748	45,960,978	45,327,072	47,637,163	521,275,831
GASOLINA SUPER	12,618,916	11,789,218	12,823,523	12,378,396	12,843,794	12,677,531	13,246,230	13,727,228	13,274,204	13,589,737	13,231,463	14,312,981	156,513,221
PESCA-ARTESANAL	1,852,703	1,799,112	1,779,570	1,674,167	1,543,500	1,746,229	1,916,428	1,925,510	1,651,011	1,930,539	1,684,979	1,768,712	21,272,460
DIESEL 1	947,927	497,704	597,363	633,824	509,316	679,495	607,821	524,577	688,202	645,291	530,808	370,887	7,233,214
DIESEL 2	76,443,641	78,020,399	79,750,289	70,778,690	67,666,753	68,178,099	73,043,245	74,879,770	75,130,275	76,556,468	74,055,605	75,007,834	889,511,068
DIESEL PREMIUM	5,611,890	5,084,185	5,687,700	5,438,900	5,673,460	5,521,700	5,860,050	5,794,960	5,848,802	5,964,900	6,069,800	5,908,500	68,464,847
FUEL OIL	34,216,995	36,508,245	31,528,155	29,408,365	28,351,228	29,330,903	29,661,216	28,537,355	28,382,140	33,837,361	27,970,241	31,891,671	369,623,875
MINERAL TURPENTINE	155,760	185,325	132,425	127,765	164,000	175,330	157,275	167,655	150,320	153,555	127,540	178,555	1,875,505
RUBBER SOLVENT	213,300	228,100	159,400	213,000	211,000	217,000	247,900	241,600	217,800	231,500	146,700	255,500	2,582,800
SPRAY OIL	748,000	780,000	743,000	460,000	817,894	632,000	566,000	460,000	445,000	516,000	444,900	583,000	7,195,794
ASFALTO AP-3	2,471,115	1,642,487	1,564,977	1,547,237	2,503,500	2,752,370	3,575,940	3,517,750	3,230,646	3,664,013	3,315,018	3,115,932	32,900,984
ASFALTO RC-250	680,088	359,728	368,382	325,907	459,668	462,692	749,440	876,676	955,676	900,165	937,435	905,690	7,981,545
JET A-1	9,315,973	8,978,493	9,318,201	8,964,503	9,610,420	9,228,859	9,365,773	9,720,125	8,965,048	8,257,673	8,857,752	8,182,912	108,765,732
NAFTA BASE	417,858	0	0	0	0	0	0	1,373,904	2,113,566	0	0	0	3,905,328
DILUYENTE	1,266,439	635,992	1,138,521	0	0	0	0	0	0	0	0	0	3,040,952
RESIDUO	14,361,023	13,910,484	11,033,026	11,105,200	8,526,801	12,247,556	12,878,690	10,331,167	5,999,802	12,738,658	13,680,262	15,744,039	142,556,708
2007	203,292,509	198,701,409	198,630,524	183,375,336	182,442,561	186,349,549	196,253,547	197,299,402	191,165,239	204,946,838	196,379,575	205,863,376	2,344,699,865
2006	187,790,882	166,518,767	186,247,824	182,039,696	187,133,382	177,965,984	191,290,305	207,548,545	205,215,395	205,625,427	209,459,201	208,447,620	2,315,283,027
AZUFRE CONCENTRADO (KGRS)	564,050	228,920	118,440	214,900	288,730	460,780		223,680	231,480	363,110	330,390	336,650	3,361,130

FUENTE: PETROCOMERCIAL

ELABORACION: DNH - COORDINACION LIQUIDACIONES Y ESTADISTICAS - ESTADISTICA

CONSUMO DE DERIVADOS POR PRODUCTO
2007



VOLUMENES DESPACHADOS POR PETROCOMERCIAL "ABASTECEDORA" POR PRODUCTO
2007
-EN BARRILES-

DERIVADOS	ENERO	FEBRERO	MARZO	ABRIL	MAYO	JUNIO	JULIO	AGOSTO	SEPTIEMBRE	OCTUBRE	NOVIEMBRE	DICIEMBRE	TOTAL
GASOLINA EXTRA	999,307	911,475	1,000,143	959,985	1,037,172	1,011,900	1,056,608	1,076,693	1,050,304	1,094,309	1,079,216	1,134,218	12,411,329
GASOLINA SUPER	300,450	280,696	305,322	294,724	305,805	301,846	315,386	326,839	316,052	323,565	315,035	340,785	3,726,505
PESCA-ARTESANAL	44,112	42,836	42,371	39,861	36,750	41,577	45,629	45,845	39,310	45,965	40,119	42,112	506,487
DIESEL 1	22,570	11,850	14,223	15,091	12,127	16,178	14,472	12,490	16,386	15,364	12,638	8,831	172,219
DIESEL 2	1,820,087	1,857,629	1,898,816	1,685,207	1,611,113	1,623,288	1,739,125	1,782,852	1,788,816	1,822,773	1,763,229	1,785,901	21,178,835
DIESEL PREMIUM	133,616	121,052	135,421	129,498	135,082	131,469	139,525	137,975	139,257	142,021	144,519	140,679	1,630,115
FUEL OIL	814,690	869,244	750,670	700,199	675,029	698,355	706,219	679,461	675,765	805,651	665,958	759,326	8,800,568
MINERAL TURPENTINE	3,709	4,413	3,153	3,042	3,905	4,175	3,745	3,992	3,579	3,656	3,037	4,251	44,655
RUBBER SOLVENT	5,079	5,431	3,795	5,071	5,024	5,167	5,902	5,752	5,186	5,512	3,493	6,083	61,495
SPRAY OIL	17,810	18,571	17,690	10,952	19,474	15,048	13,476	10,952	10,595	12,286	10,593	13,881	171,328
ASFALTO AP-4	58,836	39,107	37,261	36,839	59,607	65,533	85,141	83,756	76,920	87,238	78,929	74,189	783,357
ASFALTO RC-250	16,193	8,565	8,771	7,760	10,944	11,016	17,844	20,873	22,754	21,432	22,320	21,564	190,037
JET A-1	221,809	213,774	221,862	213,441	228,820	219,735	222,995	231,432	213,454	196,611	210,899	194,831	2,589,660
NAFTA BASE	9,949	0	0	0	0	0	0	32,712	50,323	0	0	0	92,984
DILUYENTE	30,153	15,143	27,108	0	0	0	0	0	0	0	0	0	72,404
RESIDUO	341,929	331,202	262,691	264,410	203,019	291,608	306,635	245,980	142,852	303,301	325,721	374,858	3,394,207
2007	4,840,298	4,730,986	4,729,298	4,366,079	4,343,871	4,436,894	4,672,704	4,697,605	4,551,553	4,879,687	4,675,704	4,901,509	55,826,187
2006	4,471,211	3,964,733	4,434,472	4,334,278	4,455,557	4,237,285	4,554,531	4,941,632	4,886,081	4,895,843	4,987,124	4,963,039	55,125,786
AZUFRE CONCENTRADO (KGRS)	564,050	228,920	118,440	214,900	288,730	460,780		223,680	231,480	363,110	330,390	336,650	3,361,130

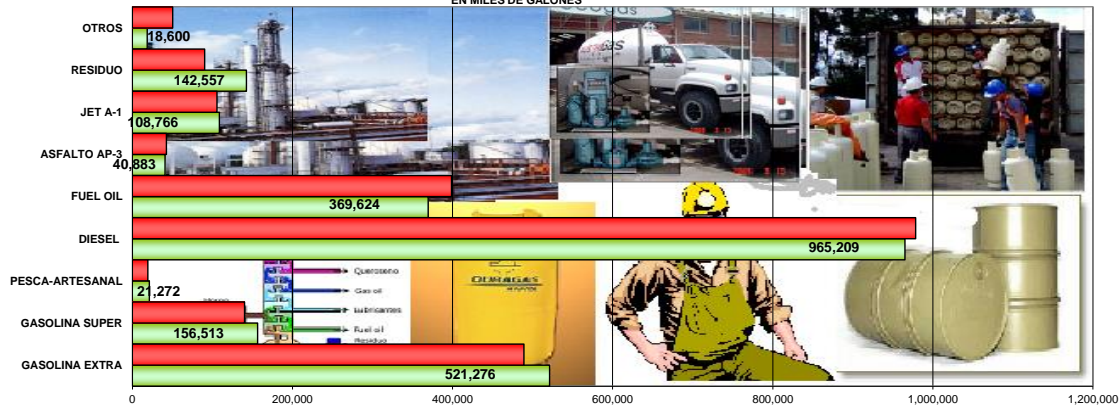
FUENTE: PETROCOMERCIAL

ELABORACION: DNH - COORDINACION LIQUIDACIONES Y ESTADISTICAS - ESTADISTICA

VOLUMENES DESPACHADOS POR PETROCOMERCIAL ABASTECEDORA

■ 2006 □ 2007

EN MILES DE GALONES



VOLUMENES DESPACHADOS POR PETROCOMERCIAL "ABASTECEDORA" A EMPRESAS COMERCIALIZADORAS POR MESES
2007
-EN GALONES-

COMERCIALIZADORAS	ENERO	FEBRERO	MARZO	ABRIL	MAYO	JUNIO	JULIO	AGOSTO	SEPTIEMBRE	OCTUBRE	NOVIEMBRE	DICIEMBRE	TOTAL
AIRFUEL INTERNACIONAL	0	0	0	0	0	0	0	0	0	633	4,817	718	6,168
ANDIVEL S.A.	268,298	181,003	176,227	57,957	71,810	100,783	122,234	127,262	143,241	171,130	193,816	156,477	1,770,238
ASFALTOS DEL PACIFICO CIA LTDA	100,285	91,570	85,153	78,439	180,444	197,264	241,214	350,626	365,017	240,652	162,876	176,941	2,270,482
CLYAN SERVICES WORLD S.A	1,192,423	1,024,333	1,143,022	1,125,018	1,169,888	1,150,771	1,371,354	1,330,568	1,299,301	1,335,943	1,319,926	1,232,398	14,694,944
COMB.IND.OIL TRADER S.A.	3,357,388	3,676,523	4,749,775	3,770,880	4,305,291	4,405,069	4,950,357	4,650,044	4,284,973	4,875,824	5,083,074	4,134,581	52,243,779
COMDECSA COMB.DEL ECUADOR	1,956,849	1,760,037	1,936,625	1,801,229	1,931,277	1,869,577	2,012,011	1,993,996	2,011,609	2,117,428	2,096,027	2,093,346	23,580,011
COMERC.COMB.ECUADOR	2,385,409	2,147,091	2,338,044	2,166,489	2,289,346	2,244,242	2,385,877	2,400,433	2,411,970	2,390,023	2,336,346	2,559,279	28,034,549
CORPETROLSA S.A.	7,469,629	5,897,201	6,587,198	7,855,228	6,593,282	7,090,430	9,508,865	6,851,587	8,786,968	7,862,841	7,058,892	8,070,341	89,632,463
DIASFALTO CIA.LTDA.	421,129	193,146	314,808	124,531	590,066	640,293	706,251	599,706	454,816	490,579	465,072	287,529	5,287,927
DISPETROL S.A	745,325	660,681	762,321	709,865	933,703	742,668	700,226	702,659	664,687	731,606	757,097	739,016	8,849,854
DISTRISSEL S.A.	454,906	369,748	302,365	223,368	340,596	346,436	389,001	407,689	399,221	482,298	670,827	681,297	5,067,752
ENERGYGAS S.A.	1,172,332	1,063,241	1,171,241	1,095,547	1,281,853	1,192,681	1,278,639	1,235,809	1,280,854	1,349,860	1,332,913	1,375,884	14,830,854
EXPODELTA S.A.	1,413,590	797,243	529,709	653,221	816,331	873,618	1,275,008	1,037,612	1,153,940	1,340,605	1,460,690	1,359,192	12,710,758
EXXONMOBIL ECUADOR CIA	12,630,278	11,894,141	12,716,085	11,867,939	12,944,600	12,406,892	12,784,716	12,626,317	12,485,399	13,216,888	13,345,210	13,310,661	152,229,126
FENAPET	460,447	447,480	449,460	471,254	437,582	484,584	474,680	503,380	385,680	468,340	461,890	490,120	5,534,897
GUELFY S.A.	1,115,532	904,191	986,074	577,262	678,433	261,247	0	0	133,411	350,184	318,725	449,361	5,774,420
ICARO S.A.	692,616	535,857	585,046	529,469	570,933	743,533	620,774	548,919	342,827	409,610	448,602	325,529	6,353,715
LUTEXSA IND. Y COMERC. CIA	9,670,755	8,693,771	9,621,083	9,287,623	10,065,320	9,764,686	10,273,977	10,007,513	9,826,403	10,157,038	9,512,720	9,999,685	116,880,574
MARZAM	519,013	472,957	341,002	530,460	624,123	520,224	762,701	506,237	1,244,350	524,930	1,160,895	882,762	8,089,655
MASGAS S.A.	8,247,749	7,664,693	8,458,267	7,870,107	8,446,291	8,100,468	8,590,920	8,703,211	8,381,773	8,646,799	8,223,005	8,334,299	99,667,582
NAVIPAC S.A.	6,211,744	4,092,249	3,531,915	4,511,352	4,920,477	5,828,317	5,577,933	4,314,591	3,888,843	5,290,436	4,093,305	3,866,227	56,127,390
OCEAN OIL S. A.	505,770	532,812	505,470	380,160	680,310	550,440	374,772	534,600	461,120	547,470	342,540	1,104,738	6,520,202
OCEANBAT S.A.	3,297,249	3,339,936	6,224,192	3,286,185	3,549,870	3,209,924	3,625,238	3,870,390	3,660,694	5,027,413	3,402,540	2,812,454	45,306,086
OSP COMERCIALIZADORA CIA	0	0	0	0	0	0	0	0	18,599	93,371	65,397	126,901	304,268
PARCESHI S.A.	1,809,497	1,328,604	1,529,521	1,395,805	1,520,161	1,425,717	1,544,567	1,441,215	1,408,794	1,550,563	1,544,522	1,584,823	18,083,789
PETROALPINA S. A.	0	0	0	0	0	37,714	112,861	241,911	54,531	188,745	225,504	132,343	993,608
PETROCEANO S.A.	511,812	529,578	386,465	935,948	883,890	1,059,911	313,585	621,850	1,188,043	916,658	1,253,681	376,693	8,978,114
PETROCOMERCIAL	66,474,739	77,796,389	65,414,865	58,515,855	48,265,209	54,407,361	55,255,320	60,128,519	54,364,472	59,199,336	55,600,936	62,753,002	718,176,004
PETROCONDOR	233,000	251,000	239,000	244,000	253,000	282,000	273,700	364,416	300,416	296,386	291,352	302,362	3,330,632
PETROL RIOS	5,908,576	5,279,899	5,784,237	5,736,508	6,475,595	6,324,204	6,677,853	7,051,573	6,957,586	7,385,177	7,265,302	7,650,063	78,496,573
PETROLEOS Y SERVICIOS PYS C.A.	25,649,251	22,818,549	25,190,194	23,440,733	25,051,165	24,632,515	25,989,721	26,116,996	25,850,033	26,668,199	26,157,415	26,734,108	304,298,879
PETROWORLD S.A.	1,120,880	1,008,306	1,159,832	1,068,474	1,162,506	1,110,862	1,225,356	1,201,350	1,223,366	1,221,094	1,129,161	1,189,246	13,820,433
PRIMAX ECUADOR S.A.	2,313,853	6,917,106	7,784,550	7,327,873	8,160,930	7,721,179	8,134,289	8,532,120	8,128,390	8,443,990	8,527,935	8,999,933	90,992,148
REPSOL YPF	17,585,862	15,800,094	16,892,788	16,104,318	17,390,825	16,613,373	17,570,581	17,727,954	17,180,879	17,631,402	17,118,536	17,528,365	205,144,977
SERCASA	345,483	320,791	300,178	289,538	312,023	292,450	446,839	789,619	839,772	764,028	654,950	711,115	6,066,786
SERCOMPETROL S.A.	633,312	545,375	615,457	456,679	817,506	611,126	705,983	799,355	616,103	828,212	1,078,306	1,039,727	8,747,141
SHELL ECUADOR S.A.	5,563,830	0	0	0	0	0	0	0	0	0	0	0	5,563,830
TECPLUS S.A.	556,027	395,334	427,931	472,206	601,000	573,975	590,665	619,436	636,178	653,562	647,667	634,306	6,808,287
TERMINAL AEROPORTUARIA GYQL	0	0	0	649	0	1,955	445	0	2,811	0	1,922	5,228	13,010
TRANSMABO S.A.	2,290,216	2,262,531	2,085,312	2,121,126	1,679,272	1,974,869	2,290,803	2,258,257	2,648,076	2,741,546	2,090,988	1,868,569	26,311,567
TRANSPORTE Y SERVICIOS ASOCIAD	34,582	0	0	0	0	0	0	0	0	0	0	0	34,582
TRIPETROL-GAS	2,006,405	1,780,833	1,939,578	1,810,890	1,978,551	1,904,006	1,987,964	1,953,019	1,925,014	1,952,712	1,944,254	1,954,383	23,137,609
VEPAMIL S.A.	5,966,466	5,227,116	5,365,533	4,481,151	4,489,101	4,652,185	5,106,268	4,148,665	3,755,078	6,383,327	6,529,941	7,829,372	63,934,203
TOTAL	203,292,509	198,701,409	198,630,524	183,375,336	182,442,561	186,349,549	196,253,547	197,299,402	191,165,239	204,946,838	196,379,575	205,863,376	2,344,699,865

FUENTE: PETROCOMERCIAL

ELABORACION: DNH - COORDINACION LIQUIDACIONES Y ESTADISTICAS - ESTADISTICA

VOLUMENES DESPACHADOS POR PETROCOMERCIAL "ABASTECEDORA" A EMPRESAS COMERCIALIZADORAS POR MESES

2007

-EN BARRILES-

COMERCIALIZADORAS	ENERO	FEBRERO	MARZO	ABRIL	MAYO	JUNIO	JULIO	AGOSTO	SEPTIEMBRE	OCTUBRE	NOVIEMBRE	DICIEMBRE	TOTAL
AIRFUEL INTERNACIONAL	0	0	0	0	0	0	0	0	0	15	115	17	147
ANDIVEL S.A.	6,388	4,310	4,196	1,380	1,710	2,400	2,910	3,030	3,411	4,075	4,615	3,726	42,149
ASFALTOS DEL PACIFICO CIA LTDA	2,388	2,180	2,027	1,868	4,296	4,697	5,743	8,348	8,691	5,730	3,878	4,213	54,059
CLYAN SERVICES WORLD S.A	28,391	24,389	27,215	26,786	27,854	27,399	32,651	31,680	30,936	31,808	31,427	29,343	349,880
COMB.IND.OIL TRADER S.A.	79,938	87,536	113,090	89,783	102,507	104,883	117,866	110,715	102,023	116,091	121,026	98,442	1,243,900
COMDECSA COMB.DEL ECUADOR	46,592	41,906	46,110	42,886	45,983	44,514	47,905	47,476	47,895	50,415	49,905	49,842	561,429
COMERC.COMB.ECUADOR	56,795	51,121	55,668	51,583	54,032	53,434	56,807	57,153	57,428	56,905	55,627	60,935	667,489
CORPETROLSA S.A.	177,848	140,410	156,838	187,029	156,983	168,820	226,402	163,133	209,214	187,211	168,069	192,151	2,134,106
DIASFALTO CIA.LTDA.	10,027	4,599	7,495	2,965	14,049	15,245	16,816	14,279	10,829	11,680	11,073	6,846	125,903
DISPETROL S.A	17,746	15,731	18,151	16,902	22,231	17,683	16,672	16,730	15,826	17,419	18,026	17,596	210,711
DISTRISSEL S.A	10,831	8,804	7,199	5,318	8,109	8,248	9,262	9,707	9,505	11,483	15,972	16,221	120,661
ENERGYGAS S.A.	27,913	25,315	27,887	26,084	30,520	28,397	30,444	29,424	30,497	32,140	31,736	32,759	353,116
EXPODELTA S.A.	33,657	18,982	12,612	15,553	19,436	20,800	30,357	24,705	27,475	31,919	34,778	32,362	302,637
EXXONMOBIL ECUADOR CIA.	300,721	283,194	302,764	282,570	308,205	295,402	304,398	300,627	297,271	314,688	317,743	316,921	3,624,503
FENAPET	10,963	10,654	10,701	11,220	10,419	11,538	11,302	11,985	9,183	11,151	10,997	11,670	131,783
GUELFI S.A.	26,560	21,528	23,478	13,744	16,153	6,220	0	0	3,176	8,338	7,589	10,699	137,486
ICARO S.A.	16,491	12,759	13,930	12,606	13,594	17,703	14,780	13,070	8,163	9,753	10,681	7,751	151,279
LUTEXSA IND.	230,256	206,995	229,073	221,134	239,650	232,493	244,619	238,274	233,962	241,834	226,493	238,088	2,782,871
MARZAM	12,357	11,261	8,119	12,630	14,860	12,386	18,160	12,053	29,627	12,498	27,640	21,018	192,611
MASGAS S.A.	196,375	182,493	201,387	187,384	201,102	192,868	204,546	207,219	199,566	205,876	195,786	198,436	2,373,038
NAVIPAC S.A.	147,899	97,434	84,093	107,413	117,154	138,769	132,808	102,728	92,592	125,963	97,460	92,053	1,336,366
OCEAN OIL S. A.	12,042	12,686	12,035	9,051	16,198	13,106	8,923	12,729	10,979	13,035	8,156	26,303	155,243
OCEANBAT S.A.	78,506	79,522	148,195	78,242	84,521	76,427	86,315	92,152	87,159	119,700	81,013	66,963	1,078,716
OSP COMERCIALIZADORA CIA.	0	0	0	0	0	0	0	0	443	2,223	1,557	3,021	7,244
PARCESHI S.A.	43,083	31,633	36,417	33,233	36,194	33,946	36,775	34,315	33,543	36,918	36,774	37,734	430,566
PETROALPINA S. A.	0	0	0	0	0	898	2,687	5,760	1,298	4,494	5,369	3,151	23,657
PETROCEANO S.A.	12,186	12,609	9,202	22,284	21,045	25,236	7,466	14,806	28,287	21,825	29,850	8,969	213,765
PETROCOMERCIAL	1,582,732	1,852,295	1,557,497	1,393,235	1,149,172	1,295,413	1,315,603	1,431,631	1,294,392	1,409,508	1,323,832	1,494,119	17,099,429
PETROCONDOR	5,548	5,976	5,690	5,810	6,024	6,714	6,517	8,677	7,153	7,057	6,937	7,199	79,301
PETROL RIOS	140,680	125,712	137,720	136,584	154,181	150,576	158,997	167,895	165,657	175,838	172,983	182,144	1,868,966
PETROLEOS Y SERVICIOS PYS C.A.	610,696	543,299	599,767	558,113	596,456	586,488	618,803	621,833	615,477	634,957	622,796	636,526	7,245,211
PETROWORLD S.A.	26,688	24,007	27,615	25,440	27,679	26,449	29,175	28,604	29,128	29,074	26,885	28,315	329,058
PRIMAX ECUADOR S.A.	55,092	164,693	185,346	174,473	194,308	183,838	193,674	203,146	193,533	201,047	203,046	214,284	2,166,480
REPSOL YPF	418,711	376,193	402,209	383,436	414,067	395,557	418,347	422,094	409,069	419,795	407,584	417,342	4,884,404
SERCASA	8,226	7,638	7,147	6,894	7,429	6,963	10,639	18,800	19,995	18,191	15,594	16,931	144,447
SERCOMPETROL S.A.	15,079	12,985	14,654	10,873	19,464	14,551	16,809	19,032	14,669	19,719	25,674	24,755	208,265
SHELL ECUADOR S.A.	132,472	0	0	0	0	0	0	0	0	0	0	0	132,472
TECPLUS S.A.	13,239	9,413	10,189	11,243	14,310	13,666	14,063	14,748	15,147	15,561	15,421	15,103	162,102
TERMINAL AEROPORTUARIA GYQL	0	0	0	15	0	47	11	0	67	0	46	124	310
TRANSMABO S.A.	54,529	53,870	49,650	50,503	39,983	47,021	54,543	53,768	63,049	65,275	49,785	44,490	626,466
TRANSPORTE Y SERVICIOS ASOCIAD	823	0	0	0	0	0	0	0	0	0	0	0	823
TRIPETROL-GAS	47,772	42,401	46,180	43,116	47,108	45,333	47,332	46,500	45,834	46,493	46,292	46,533	550,895
VEPAMIL S.A.	142,059	124,455	127,751	106,694	106,883	110,766	121,578	98,778	89,407	151,984	155,475	186,414	1,522,243
TOTAL	4,840,298	4,730,986	4,729,298	4,366,079	4,343,871	4,436,894	4,672,704	4,697,605	4,551,553	4,879,687	4,675,704	4,901,509	55,826,187

FUENTE: PETROCOMERCIAL

ELABORACION: DNH - COORDINACION LIQUIDACIONES Y ESTADISTICAS - ESTADISTICA

VOLUMENES DESPACHADOS POR PETROCOMERCIAL "ABASTECEDORA" A EMPRESAS COMERCIALIZADORAS POR PRODUCTO
2007
-EN GALONES-

COMERCIALIZADORAS	GASOLINA EXTRA	GASOLINA SUPER	PESCA ARTESANAL	DIESEL 1	DIESEL 2	DIESEL PREMIUM	FUEL OIL	MINERAL TURPENTINE	RUBBER SOLVENT	SPRAY OIL	ASFALTO AP-3	ASFALTO RC-250	JET A-1	SOLVENT	NAFTA BASE	DILUYENTE	RESIDUO	TOTAL
AIRFUEL INTERNACIONAL													6,168					6,168
ANDIVEL S.A.				137,597	1,632,641													1,770,238
ASFALTOS DEL PACIFICO CIA LTDA											1,492,682	777,799						2,270,482
CLYAN SERVICES WORLD S.A	2,220,783	97,670			9,874,744	337,000	1,172,700				992,047							14,694,944
COMB.IND.OIL TRADER S.A.	660,031	76,369		192,597	23,820,190	597,000	9,404,742										17,492,850	52,243,779
COMDECSA COMB.DEL ECUADOR	10,274,600	3,258,526		3,968	6,736,917	3,306,000												23,580,011
COMERC.COMB.ECUADOR	7,914,380	1,396,635		6,930	18,716,604													28,034,549
CORPETROLSA S.A.	114,150			1,218,825	7,473,823		61,354,347	782,100	889,100	3,505,000	12,469,266	1,811,391	14,460					89,632,462
DIASFALTO CIA.LTDA.											4,764,487	523,440						5,287,927
DISPETROL S.A	6,032,780	1,348,244			1,156,155	312,675												8,849,854
DISTRISSEL S.A				35,640	3,914,854		1,117,258											5,067,752
ENERGYGAS S.A.	6,390,658	1,040,622			1,693,574	5,706,000												14,830,854
EXPODELTA S.A.											9,975,659	2,735,099						12,710,758
EXXONMOBIL ECUADOR CIA	51,010,746	19,403,872		492,978	50,918,434	7,307,900	13,539,338						9,555,858					152,229,126
FENAPET			5,534,897															5,534,897
GUELFI S.A.				238,587	3,518,933					2,016,900								5,774,420
ICARO S.A.													6,353,715					6,353,715
LUTEXSA IND.	45,369,675	13,735,997		24,255	47,940,181	5,676,000	4,134,466											116,880,574
MARZAM				10,631	7,807,916		271,108											8,089,655
MASGAS S.A.	37,602,355	8,420,993		44,550	47,283,684	6,316,000												99,667,582
NAVIPAC S.A.				1,426,847	4,117,052		50,583,492											56,127,391
OCEAN OIL S. A.					6,520,202													6,520,202
OCEANBAT S.A.				974,212	874,832		43,457,042											45,306,086
OSP COMERCIALIZADORA CIA.											118,818	185,451						304,268
PARCESHI S.A.				3,960	14,339,443		3,740,386											18,083,789
PETROALPINA S. A.											915,727	77,882						993,608
PETROCEANO S.A.					8,978,114													8,978,114
PETROCOMERCIAL	82,025,576	41,617,826	15,737,563	841,096	276,605,272	8,439,252	129,128,545	1,093,405	1,693,700	556,000	2,163,398	1,844,802	28,729,423		3,905,328	3,040,952	120,753,865	718,176,003
PETROCONDOR	860,880	98,000			1,787,752	584,000												3,330,632
PETROL RIOS	26,996,619	7,090,668		76,350	44,332,936													78,496,573
PETROLEOS Y SERVICIOS PYS C.A.	121,320,340	21,736,605		382,791	150,158,509	10,418,000	282,634											304,298,879
PETROWORLD S.A.	3,430,665	523,380			9,216,888	649,500												13,820,433
PRIMAX ECUADOR S.A.	45,148,596	18,893,802		21,116	21,878,634	5,050,000												90,992,148
REPSOL YPF	58,852,954	15,070,806		32,892	60,714,443	12,447,570							58,026,312					205,144,977
SERCASA													6,066,786					6,066,786
SERCOMPETROL S.A.					7,683,581		903,560			160,000								8,747,141
SHELL ECUADOR S.A.	2,695,643	1,180,960		1,993	1,351,234	334,000												5,563,830
TECPLUS S.A.	2,195,038	77,180		114,811	4,421,258													6,808,287
TERMINAL AEROPORTUARIA GYQL													13,010					13,010
TRANSMABO S.A.				106,313	6,390,085		18,857,275			957,894								26,311,567
TRANSPORTE Y SERVICIOS ASOCIAD											8,901	25,681						34,582
TRIPETROL-GAS	9,817,761	1,288,292			11,047,606	983,950												23,137,609
VEPAMIL S.A.	341,601	156,774		844,276	26,604,576		31,676,983										4,309,993	63,934,202
TOTAL	521,275,831	156,513,221	21,272,460	7,233,214	889,511,068	68,464,847	369,623,875	1,875,505	2,582,800	7,195,794	32,900,984	7,981,545	108,765,733	0	3,905,328	3,040,952	142,556,708	2,344,699,865

FUENTE: PETROCOMERCIAL

ELABORACION: DNH - COORDINACION LIQUIDACIONES Y ESTADISTICAS - ESTADISTICA

**VOLUMENES DESPACHADOS POR PETROCOMERCIAL "ABASTECEDORA" A REGIONES Y PROVINCIAS
PERIODO: ENERO / 2007
-EN GALONES-**

DERIVADOS	GASOLINA EXTRA	GASOLINA SUPER	PESCA ARTESANAL	DIESEL 1	DIESEL 2	DIESEL PREMIUM	FUEL OIL	MINERAL TURPENTINE	RUBBER SOLVENT	SPRAY OIL	ASFALTO AP-3	ASFALTO RC-250	JET A-1	SOLVENT	NAFTA BASE	DILUYENTE	RESIDUO	TOTAL
PROVINCIAS																		
REGION SIERRA	22,807,736	6,684,602	0	183,442	22,045,671	5,611,890	3,505,660	121,000	142,000	0	1,655,534	367,231	6,551,172	0	0	0	3,094,300	72,770,238
CARCHI	963,010	55,230		0	1,246,550							0						2,264,790
IMBABURA	1,059,520	247,330			1,605,161		9,821										923,400	3,845,232
PICHINCHA	11,245,678	4,536,483		156,516	7,506,953	5,611,890	1,438,487	67,000	96,000	0	1,287,115	216,629	6,551,172				1,757,700	40,471,623
COTOPAXI	1,254,015	170,840		2,000	1,720,210		142,029				0	34,646						3,323,740
TUNGURAHUA	1,992,000	493,201		4,000	1,771,500		70,483			0	28,633	11,014						4,370,831
BOLIVAR	284,869	44,985		0	365,395							0						695,249
CHIMBORAZO	1,224,957	206,985			1,344,207		540,718	0	0		24,802	7,299					0	3,348,968
CAÑAR	650,752	173,621			1,151,564		726,087				261,992	24,997					0	2,989,013
AZUAY	2,868,079	541,094		20,926	3,495,280		578,035	54,000	46,000		35,036	24,621					413,200	8,076,271
LOJA	1,264,856	214,833			1,838,851					0	17,956	48,025						3,384,521
REGION COSTA	17,470,704	5,760,085	1,852,703	763,488	45,624,196	0	30,711,335	34,760	71,300	748,000	770,641	288,722	2,736,801	0	417,858	1,266,439	11,266,723	119,783,756
ESMERALDAS	1,396,947	303,379	768,307		1,545,379		18,639				121,255	27,799				1,266,439	4,598,089	10,046,233
MANABI	2,975,366	791,998	413,260	23,994	7,344,796		470,755		3,000		72,823	93,802	38,047					12,227,841
LOS RIOS	1,424,740	281,243		14,850	2,961,081		0			0	52,542	37,330						4,771,786
GUAYAS	9,868,296	3,841,864	671,136	661,284	29,114,189		30,163,171	34,760	68,300	546,000	425,302	99,703	2,684,325		417,858		6,668,634	85,264,823
EL ORO	1,805,355	541,601		63,360	4,658,751		58,770			202,000	98,719	30,088	14,429					7,473,073
REGION ORIENTAL	1,531,084	174,229	0	996	8,110,814	0	0	0	0	0	44,940	24,134	28,000	0	0	0	0	9,914,197
NAPO	237,000	41,500			1,262,690						0	0	6,000					1,547,190
PASTAZA	214,500	46,000			388,991						16883	0	15,000					681,374
MORONA SANTIAGO	201,302	44,857		996	380,672						0	5,863						633,690
ZAMORA CHINCHIPE	114,382	16,870			396,964							8766						536,982
ORELLANA	266,900	0			1,357,749						28,057	9,505	0					1,662,211
SUCUMBIOS	497,000	25,002		0	4,323,748								7,000					4,852,750
REGION INSULAR	161,357	0	0	0	662,960	0	0	0	0	0	0	0	0	0	0	0	0	824,317
GALAPAGOS	161,357				662,960													824,317
ENERO / 2007	41,970,881	12,618,916	1,852,703	947,926	76,443,641	5,611,890	34,216,995	155,760	213,300	748,000	2,471,115	680,088	9,315,973	0	417,858	1,266,439	14,361,023	203,292,509

FUENTE: PETROCOMERCIAL

ELABORACION: DNH - COORDINACION LIQUIDACIONES Y ESTADISTICAS - ESTADISTICA

VOLUMENES DESPACHADOS POR PETROCOMERCIAL "ABASTECEDORA" A REGIONES Y PROVINCIAS

PERIODO: FEBRERO / 2007

-EN GALONES-

DERIVADOS	GASOLINA EXTRA	GASOLINA SUPER	PESCA ARTESANAL	DIESEL 1	DIESEL 2	DIESEL PREMIUM	FUEL OIL	MINERAL TURPENTINE	RUBBER SOLVENT	SPRAY OIL	ASFALTO AP-3	ASFALTO RC-250	JET A-1	SOLVENT	NAFTA BASE	DILUYENTE	RESIDUO	TOTAL
PROVINCIAS																		
REGION SIERRA	20,962,370	6,262,372	0	108,072	21,551,502	5,084,185	3,026,354	146,275	128,000	1,000	944,872	251,679	6,256,315	0	0	0	3,748,200	68,471,196
CARCHI	886,850	45,000		0	1,152,850							0						2,084,700
IMBABURA	987,200	231,910			1,540,024		18,645										1,339,800	4,117,579
PICHINCHA	10,183,805	4,135,907		101,093	8,201,974	5,084,185	1,248,349	76,275	88,000	1,000	852,617	173,264	6,256,315				1,962,000	38,364,784
COTOPAXI	1,161,525	166,850		0	1,498,756		111,377				0	49,852						2,988,360
TUNGURAHUA	1,841,500	482,650		0	1,716,000		52,952			0	27,268	9,736						4,130,106
BOLIVAR	300,371	47,485		0	331,499							0						679,355
CHIMBORAZO	1,139,968	249,985			1,267,207		387,740	4000	0		0	0					0	3,048,900
CAÑAR	599,670	169,574			914,104		661,693				0	0					0	2,345,041
AZUAY	2,707,006	522,744		6,979	3,113,518		545,598	66,000	40,000		47,034	0					446,400	7,495,279
LOJA	1,154,475	210,267			1,815,570					0	17,953	18,827						3,217,092
REGION COSTA	15,751,399	5,356,666	1,799,112	389,632	47,545,325	0	33,481,891	39,050	100,100	779,000	531,362	87,615	2,720,203	0	0	635,992	10,162,284	119,379,632
ESMERALDAS	1,249,897	327,138	781,478		1,449,931		18,692				34,060	5,599				635,992	3,054,078	7,556,866
MANABI	2,675,041	711,278	381,580	18,944	6,499,248		412,492		0		29,451	9,110	183,891					10,921,035
LOS RIOS	1,248,675	257,043		8,910	2,360,601		0			0	15,841	18,016						3,909,086
GUAYAS	8,814,001	3,541,361	636,054	357,818	32,822,492		33,001,705	39,050	100,100	555,000	362,044	45,874	2,526,927		0		7,108,206	89,910,633
EL ORO	1,763,785	519,846		3,960	4,413,053		49,002			224,000	89,966	9,016	9,385					7,082,013
REGION ORIENTAL	1,417,000	170,180	0	0	8,273,922	0	0	0	0	0	166,252	20,434	1,975	0	0	0	0	10,049,764
NAPO	202,445	43,500			937,286						0	0	0					1,183,231
PASTAZA	180,000	50,000			404,497						46,177	10,852	1,975					693,501
MORONA SANTIAGO	181,364	39,872		0	366,713						8,583	0						596,532
ZAMORA CHINCHIPE	116,858	15,886			394,518							0						527,262
ORELLANA	290,327	0			1,566,453						111,492	9,582	0					1,977,855
SUCUMBIOS	446,006	20,922		0	4,604,455								0					5,071,383
REGION INSULAR	151,167	0	0	0	649,650	0	0	0	0	0	0	0	0	0	0	0	0	800,817
GALAPAGOS	151,167				649,650													800,817
FEBRERO / 2007	38,281,936	11,789,218	1,799,112	497,704	78,020,400	5,084,185	36,508,245	185,325	228,100	780,000	1,642,486	359,728	8,978,493	0	0	635,992	13,910,484	198,701,409

FUENTE: PETROCOMERCIAL

ELABORACION: DNH - COORDINACION LIQUIDACIONES Y ESTADISTICAS - ESTADISTICA

VOLUMENES DESPACHADOS POR PETROCOMERCIAL "ABASTECEDORA" A REGIONES Y PROVINCIAS

PERIODO: MARZO / 2007

-EN GALONES-

DERI	GASOLINA EXTRA	GASOLINA SUPER	PESCA ARTESANAL	DIESEL 1	DIESEL 2	DIESEL PREMIUM	FUEL OIL	MINERAL TURPENTINE	RUBBER SOLVENT	SPRAY OIL	ASFALTO AP-3	ASFALTO RC-250	JET A-1	SOLVENT	NAFTA BASE	DILUYENTE	RESIDUO	TOTAL
REGION SIERRA	23,165,032	6,917,966	0	133,170	22,210,281	5,687,700	3,372,128	71,275	86,400	4,000	1,033,367	240,130	6,326,655	0	0	0	3,522,000	72,770,104
CARCHI	976,350	54,400		0	1,230,550							0						2,261,300
IMBABURA	1,046,130	260,060			1,678,671		28,681										1,680,600	4,694,142
PICHINCHA	11,329,363	4,665,060		114,717	7,756,507	5,687,700	1,438,409	51,275	74,400	2,000	898,672	120,003	6,326,655				1,618,200	40,082,960
COTOPAXI	1,276,930	175,320		0	1,658,188		125,227				8727	26,995						3,271,387
TUNGURAHUA	2,024,000	493,761		0	1,869,000		88,275			0	36,466	9,750						4,521,252
BOLIVAR	282,404	44,980		0	352,935							0						680,319
CHIMBORAZO	1,228,957	223,985			1,353,963		510,669	0	0		25,492	22,223					0	3,365,289
CAÑAR	658,058	190,933			1,073,961		620,946				18,648	8,725					0	2,571,271
AZUAY	3,055,227	595,591		18,453	3,571,189		559,922	20,000	12,000		28,081	34,863					223,200	8,118,526
LOJA	1,287,613	213,876			1,665,317					2000	17,281	17,571						3,203,658
REGION COSTA	17,032,003	5,727,829	1,779,570	464,193	47,552,729	0	28,156,026	61,150	73,000	739,000	311,879	93,857	2,959,425	0	0	1,138,521	7,511,026	113,600,208
ESMERALDAS	1,307,293	307,172	736,560		1,613,300		18,541				17,813	5,324				1,138,521	5,095,972	10,240,496
MANABI	2,755,541	736,861	397,900	21,790	6,142,453		431,641		0		26,271	21,220	174,122					10,707,799
LOS RIOS	1,370,987	289,269		8,910	2,812,994		0			0	119,042	9,997						4,611,199
GUAYAS	9,748,101	3,846,181	645,110	430,028	32,099,515		27,657,040	61,150	73,000	519,000	41,529	39,714	2,766,540		0		2,415,054	80,341,962
EL ORO	1,850,081	548,346		3,465	4,884,467		48,804			220,000	107,224	17,602	18,763					7,698,752
REGION ORIENTAL	1,642,208	177,728	0	0	9,114,366	0	0	0	0	0	219,732	34,395	32,121	0	0	0	0	11,220,551
NAPO	226,915	39,999			1,213,669						0	0	3,000					1,483,583
PASTAZA	223,403	48,000			407,431						0	0	23,121					701,955
MORONA SANTIAGO	198,309	42,861		0	372,670						37,151	15,376						666,368
ZAMORA CHINCHIPE	129,236	15,869			417,928							0						563,033
ORELLANA	330,345	0			1,992,408						182,581	19,019	3000					2,527,353
SUCUMBIOS	534,000	30,999		0	4,710,261								3,000					5,278,260
REGION INSULAR	166,750	0	0	0	872,911	0	0	0	0	0	0	0	0	0	0	0	0	1,039,661
GALAPAGOS	166,750				872,911													1,039,661
MARZO / 2007	42,005,993	12,823,523	1,779,570	597,363	79,750,288	5,687,700	31,528,154	132,425	159,400	743,000	1,564,978	368,382	9,318,201	0	0	1,138,521	11,033,026	198,630,524

FUENTE: PETROCOMERCIAL

ELABORACION: DNH - COORDINACION LIQUIDACIONES Y ESTADISTICAS - ESTADISTICA

VOLUMENES DESPACHADOS POR PETROCOMERCIAL "ABASTECEDORA" A REGIONES Y PROVINCIAS

PERIODO: ABRIL / 2007

-EN GALONES-

DE PROVINCIAS	GASOLINA EXTRA	GASOLINA SUPER	PESCA ARTESANAL	DIESEL 1	DIESEL 2	DIESEL PREMIUM	FUEL OIL	MINERAL TURPENTINE	RUBBER SOLVENT	SPRAY OIL	ASFALTO AP- 3	ASFALTO RC- 250	JET A-1	SOLVENT	NAFTA BASE	DILUYENTE	RESIDUO	TOTAL
REGION SIERRA	21,844,116	6,487,513	0	178,270	20,797,037	5,438,900	3,150,285	88,715	136,000	0	761,673	218,997	6,250,702	0	0	0	2,793,200	68,145,408
CARCHI	951,170	65,400		1,000	1,205,450							0						2,223,020
IMBABURA	1,066,680	247,550			1,622,888		19,267										1,314,500	4,270,885
PICHINCHA	10,702,479	4,326,505		146,353	7,250,903	5,438,900	1,396,873	56,715	92,000	0	605,609	129,997	6,250,702				1,209,000	37,606,036
COTOPAXI	1,234,975	176,330		2,000	1,544,080		124,193				0	47,615						3,129,193
TUNGURAHUA	1,884,000	493,643		4,000	1,769,500		61,480			0	46,086	8,714						4,267,423
BOLIVAR	262,398	44,985		0	332,872							0						640,255
CHIMBORAZO	1,180,863	213,970			1,257,085		421,761	0	0		9,339	0					0	3,083,018
CAÑAR	603,418	176,544			1,023,408		606,503				53,573	5,530					0	2,468,976
AZUAY	2,784,383	538,042		24,917	3,360,837		520,208	32,000	44,000		38,477	8,234					269,700	7,620,798
LOJA	1,173,750	204,544			1,430,014					0	8,589	18,907						2,835,804
REGION COSTA	16,747,145	5,708,129	1,674,167	449,554	40,829,161	0	26,258,080	39,050	77,000	460,000	580,266	96,951	2,686,023	0	0	0	8,312,000	103,917,526
ESMERALDAS	1,268,359	345,085	754,394		1,487,942		27,841				5,141	0				0	5,742,555	9,631,317
MANABI	2,779,732	769,296	372,140	24,425	6,430,355		362,408		0		55,091	31,813	172,634					10,997,894
LOS RIOS	1,373,635	291,092		18,810	2,724,105		9,777			0	139,799	16,030						4,573,248
GUAYAS	9,590,574	3,745,313	547,633	406,319	25,795,873		25,799,554	39,050	77,000	344,000	296,266	32,462	2,492,646		0		2,569,445	71,736,134
EL ORO	1,734,845	557,343		0	4,390,886		58,500			116,000	83,969	16,646	20,743					6,978,932
REGION ORIENTAL	1,528,948	182,754	0	6,000	8,384,967	0	0	0	0	0	205,299	9,959	27,778	0	0	0	0	10,345,705
NAPO	223,451	46,000			1,130,286						0	0	6,000					1,405,737
PASTAZA	210,500	46,000			352,008						26,638	0	21,668					656,814
MORONA SANTIAGO	187,354	41,870		0	362,738						0	0						591,962
ZAMORA CHINCHIPE	119,332	14,883			359,243							0						493,458
ORELLANA	291,356	0			1,658,553						178,661	9,959	0					2,138,529
SUCUMBIOS	496,955	34,001		6,000	4,522,139								110					5,059,205
REGION INSULAR	199,173	0	0	0	767,525	0	0	0	0	0	0	0	0	0	0	0	0	966,698
GALAPAGOS	199,173				767,525													966,698
ABRIL / 2007	40,319,382	12,378,396	1,674,167	633,824	70,778,690	5,438,900	29,408,365	127,765	213,000	460,000	1,547,237	325,907	8,964,503	0	0	0	11,105,200	183,375,336

FUENTE: PETROCOMERCIAL

ELABORACION: DNH - COORDINACION LIQUIDACIONES Y ESTADISTICAS - ESTADISTICA

VOLUMENES DESPACHADOS POR PETROCOMERCIAL "ABASTECEDORA" A REGIONES Y PROVINCIAS

PERIODO: MAYO / 2007

-EN GALONES-

DERIV PROVINCIAS	GASOLINA EXTRA	GASOLINA SUPER	PESCA ARTESANAL	DIESEL 1	DIESEL 2	DIESEL PREMIUM	FUEL OIL	MINERAL TURPENTINE	RUBBER SOLVENT	SPRAY OIL	ASFALTO AP- 3	ASFALTO RC- 250	JET A-1	SOLVENT	NAFTA BASE	DILUYENTE	RESIDUO	TOTAL
REGION SIERRA	23,608,634	6,743,721	0	194,913	22,260,407	5,673,460	3,472,781	137,000	93,000	13,000	1,472,114	256,630	6,622,167	0	0	0	2,350,450	72,898,277
CARCHI	981,360	67,130			1,305,360							0						2,353,850
IMBABURA	1,130,560	246,780			1,873,404		10,000										1,448,350	4,709,094
PICHINCHA	11,708,386	4,508,041		169,500	7,428,314	5,673,460	1,441,690	105,000	65,000	9,000	1,187,951	149,923	6,622,167				781,200	39,849,632
COTOPAXI	1,289,930	172,310		0	1,703,020		133,698				0	45,907						3,344,865
TUNGURAHUA	2,010,000	495,662		0	1,920,500		70,382			0	83,667	9,558						4,589,769
BOLIVAR	289,789	45,485		0	375,651							0						710,925
CHIMBORAZO	1,241,966	226,985			1,336,024		457,413	4000	0		36,010	18,973					0	3,321,371
CAÑAR	647,107	176,224			1,198,509		799,903				63,109	9,063					0	2,893,915
AZUAY	3,042,399	572,233		25,413	3,616,546		559,695	28,000	28,000		74,328	13,852					120,900	8,081,366
LOJA	1,267,137	232,871			1,503,079					4000	27,049	9,354						3,043,490
REGION COSTA	18,175,806	5,930,313	1,543,500	305,419	36,080,329	0	24,878,447	27,000	118,000	804,894	755,172	169,326	2,955,993	0	0	0	6,176,351	97,920,550
ESMERALDAS	1,424,523	331,861	697,499		1,586,448		27,803				44,563	9,011				0	5,131,234	9,252,942
MANABI	3,018,806	799,200	363,720	19,930	6,509,798		510,144		0		54,841	35,945	223,400					11,535,783
LOS RIOS	1,538,168	308,955		6,930	3,320,998		0			0	180,385	35,058						5,390,494
GUAYAS	10,270,101	3,911,818	482,281	278,559	19,980,867		24,281,859	27,000	118,000	626,894	357,557	80,376	2,728,641		0		1,045,117	64,189,071
EL ORO	1,924,208	578,479		0	4,682,218		58,641			178,000	117,826	8,937	3,952					7,552,261
REGION ORIENTAL	1,633,983	169,760	0	8,984	8,543,076	0	0	0	0	0	276,213	33,712	32,260	0	0	0	0	10,697,988
NAPO	229,463	39,000			1,121,746						0	0	3,000					1,393,209
PASTAZA	209,500	47,000			350,211						43,367	5,536	24,260					679,874
MORONA SANTIAGO	204,293	47,851		3,984	369,702						0	0						625,830
ZAMORA CHINCHIPE	115,861	14,909			378,611							0						509,381
ORELLANA	355,862	0			1,649,661						232,846	28,176	0					2,266,546
SUCUMBIOS	519,004	21,000		5,000	4,673,145								5,000					5,223,149
REGION INSULAR	142,805	0	0	0	782,941	0	0	0	0	0	0	0	0	0	0	0	0	925,746
GALAPAGOS	142,805				782,941													925,746
MAYO / 2007	43,561,228	12,843,794	1,543,500	509,316	67,666,753	5,673,460	28,351,228	164,000	211,000	817,894	2,503,499	459,668	9,610,420	0	0	0	8,526,801	182,442,561

FUENTE: PETROCOMERCIAL

ELABORACION: DNH - COORDINACION LIQUIDACIONES Y ESTADISTICAS - ESTADISTICA

VOLUMENES DESPACHADOS POR PETROCOMERCIAL "ABASTECEDORA" A REGIONES Y PROVINCIAS

PERIODO: JUNIO / 2007

-EN GALONES-

PROVINCIAS	DERIV	GASOLINA EXTRA	GASOLINA SUPER	PESCA ARTESANAL	DIESEL 1	DIESEL 2	DIESEL PREMIUM	FUEL OIL	MINERAL TURPENTINE	RUBBER SOLVENT	SPRAY OIL	ASFALTO AP-3	ASFALTO RC-250	JET A-1	SOLVENT	NAFTA BASE	DILUYENTE	RESIDUO	TOTAL
REGION SIERRA		22,987,613	6,805,586	0	151,216	22,351,338	5,521,700	3,182,328	117,330	129,000	7,000	1,511,670	238,943	6,442,689	0	0	0	2,959,700	72,406,113
CARCHI		934,550	69,040			1,284,850							0						2,288,440
IMBABURA		1,152,270	242,820			1,877,519		20,000										1,545,100	4,837,709
PICHINCHA		11,340,916	4,592,614		148,716	7,753,591	5,521,700	1,344,269	79,330	91,000	1,000	1,318,151	166,462	6,442,689				1,088,100	39,888,538
COTOPAXI		1,247,054	175,370		0	1,628,235		109,007				0	35,484						3,195,150
TUNGURAHUA		1,934,500	491,130		0	1,823,000		61,391			4,000	56,227	9,690						4,379,938
BOLIVAR		303,287	42,485		0	390,149							0						735,921
CHIMBORAZO		1,195,032	231,970			1,294,126		395,035	0	0		18,128	0					0	3,134,291
CAÑAR		644,364	184,761			1,261,442		691,080				72,596	9,305					94,000	2,957,548
AZUAY		2,962,200	557,447		2,500	3,503,951		561,546	38,000	38,000		37,039	9,492					232,500	7,942,675
LOJA		1,273,440	217,949			1,534,475					2,000	9,529	8,511						3,045,904
REGION COSTA		17,754,790	5,704,809	1,746,229	522,279	36,137,714	0	26,148,575	58,000	88,000	625,000	885,184	179,821	2,752,114	0	0	0	9,287,856	101,890,371
ESMERALDAS		1,299,952	281,374	760,325		1,501,717		27,839				87,005	0				0	4,969,421	8,927,633
MANABI		2,948,306	723,370	431,020	23,530	6,171,579		450,745		2,000		58,031	52,036	224,655					11,085,272
LOS RIOS		1,517,189	285,629		4,950	3,115,661		0			0	137,911	8,978						5,070,318
GUAYAS		10,165,017	3,839,962	554,884	493,799	20,911,050		25,601,726	58,000	86,000	569,000	502,094	110,038	2,513,435		0		4,318,435	69,723,441
EL ORO		1,824,326	574,474		0	4,437,706		68,265			56,000	100,143	8,769	14,024					7,083,707
REGION ORIENTAL		1,557,652	167,136	0	6,000	8,847,343	0	0	0	0	0	355,516	43,928	34,056	0	0	0	0	11,011,631
NAPO		219,444	34,000			1,162,076						28,685	0	0					1,444,205
PASTAZA		207,392	40,000			411,127						15,763	5,731	25,556					705,569
MORONA SANTIAGO		195,324	44,860		0	396,750						0	0						636,934
ZAMORA CHINCHIPE		121,305	14,807			341,317							0						477,429
ORELLANA		318,187	0			1,969,666						311,068	38,198	2,000					2,639,118
SUCUMBIOS		496,000	33,469		6,000	4,566,407								6,500					5,108,376
REGION INSULAR		199,731	0	0	0	841,704	0	0	0	0	0	0	0	0	0	0	0	0	1,041,435
GALAPAGOS		199,731				841,704													1,041,435
JUNIO / 2007		42,499,786	12,677,531	1,746,229	679,495	68,178,099	5,521,700	29,330,903	175,330	217,000	632,000	2,752,370	462,692	9,228,859	0	0	0	12,247,556	186,349,549

FUENTE: PETROCOMERCIAL

ELABORACION: DNH - COORDINACION LIQUIDACIONES Y ESTADISTICAS - ESTADISTICA

VOLUMENES DESPACHADOS POR PETROCOMERCIAL "ABASTECEDORA" A REGIONES Y PROVINCIAS

PERIODO: JULIO / 2007

-EN GALONES-

DERIVA PROVINCIAS	GASOLINA EXTRA	GASOLINA SUPER	PESCA ARTESANAL	DIESEL 1	DIESEL 2	DIESEL PREMIUM	FUEL OIL	MINERAL TURPENTINE	RUBBER SOLVENT	SPRAY OIL	ASFALTO AP- 3	ASFALTO RC- 250	JET A-1	SOLVENT	NAFTA BASE	DILUYENTE	RESIDUO	TOTAL
REGION SIERRA	23,936,906	7,094,705	0	68,500	24,505,849	5,860,050	2,836,259	120,275	157,900	10,000	1,830,614	417,495	6,426,082	0	0	0	3,524,150	76,788,784
CARCHI	1,018,000	73,600			1,281,500							0						2,373,100
IMBABURA	1,175,650	258,560			2,052,831		19,561										1,793,850	5,300,452
PICHINCHA	11,783,883	4,808,887		56,500	8,703,372	5,860,050	1,449,701	85,275	112,900	7,000	1,480,497	290,184	6,426,082				930,000	41,994,331
COTOPAXI	1,349,475	181,870		2,000	1,731,324		116,585				0	27,712						3,408,966
TUNGURAHUA	2,025,000	510,687		4,000	1,893,000		52,760			0	92,307	9,860						4,587,614
BOLIVAR	326,284	48,985		6,000	434,526							0						815,795
CHIMBORAZO	1,271,986	224,985			1,421,003		462,934	0	6,000		24,422	19,027					0	3,430,357
CAÑAR	676,826	188,433			1,540,614		179,303				99,052	10,854					605,000	3,300,083
AZUAY	3,012,720	574,580		0	3,825,104		555,415	35,000	39,000		79,674	16,533					195,300	8,333,327
LOJA	1,297,082	224,118			1,622,575					3,000	54,661	43,324						3,244,760
REGION COSTA	18,594,821	5,951,084	1,916,428	539,321	38,458,458	0	26,824,957	37,000	90,000	556,000	1,136,889	284,277	2,904,596	0	0	0	9,354,540	106,648,371
ESMERALDAS	1,386,928	368,503	805,861		1,678,058		18,561				88,323	8,973				0	6,121,561	10,476,768
MANABI	3,121,204	802,558	434,960	16,375	6,150,250		519,382		0		45,258	51,519	161,151					11,302,657
LOS RIOS	1,618,808	293,002		5,940	3,318,300		9,770			0	189,060	17,684						5,452,564
GUAYAS	10,563,374	3,919,172	675,607	517,006	22,763,244		26,218,681	37,000	90,000	514,000	722,737	180,571	2,725,419		0		3,232,979	72,159,790
EL ORO	1,904,507	567,849		0	4,548,606		58,563			42,000	91,510	25,530	18,026					7,256,592
REGION ORIENTAL	1,647,703	200,441	0	0	9,310,252	0	0	0	0	0	608,438	47,668	35,095	0	0	0	0	11,849,597
NAPO	240,431	50,969			1,301,780						214,023	9,492	5,000					1,821,695
PASTAZA	219,000	49,000			504,138						0	0	26,095					798,233
MORONA SANTIAGO	199,317	45,858		0	402,712						37,396	9,500						694,783
ZAMORA CHINCHIPE	128,243	17,743			361,248							0						507,234
ORELLANA	323,714	0			1,837,928						357,018	28,676	1,000					2,548,336
SUCUMBIOS	536,998	36,871		0	4,902,446								3,001					5,479,316
REGION INSULAR	198,109	0	0	0	768,686	0	0	0	0	0	0	0	0	0	0	0	0	966,795
GALAPAGOS	198,109				768,686													966,795
JULIO / 2007	44,377,539	13,246,230	1,916,428	607,821	73,043,245	5,860,050	29,661,216	157,275	247,900	566,000	3,575,940	749,440	9,365,773	0	0	0	12,878,690	196,253,547

FUENTE: PETROCOMERCIAL

ELABORACION: DNH - COORDINACION LIQUIDACIONES Y ESTADISTICAS - ESTADISTICA

VOLUMENES DESPACHADOS POR PETROCOMERCIAL "ABASTECEDORA" A REGIONES Y PROVINCIAS

PERIODO: AGOSTO / 2007

-EN GALONES-

DERIVA PROVINCIAS	GASOLINA EXTRA	GASOLINA SUPER	PESCA ARTESANAL	DIESEL 1	DIESEL 2	DIESEL PREMIUM	FUEL OIL	MINERAL TURPENTINE	RUBBER SOLVENT	SPRAY OIL	ASFALTO AP-3	ASFALTO RC-250	JET A-1	SOLVENT	NAFTA BASE	DILUYENTE	RESIDUO	TOTAL
REGION SIERRA	23,798,587	7,078,281	0	63,359	24,430,719	5,794,960	3,059,284	125,655	150,600	6,000	1,666,375	579,854	6,717,356	0	0	0	4,021,550	77,492,580
CARCHI	1,068,800	72,150			1,269,800							0						2,410,750
IMBABURA	1,180,280	270,030			1,966,866		19,700										1,406,750	4,843,626
PICHINCHA	11,465,254	4,731,225		48,000	8,491,410	5,794,960	1,541,062	84,655	109,600	6,000	1,445,714	440,766	6,717,356				1,776,300	42,652,302
COTOPAXI	1,315,436	186,860		0	1,744,907		160,785				0	47,574						3,455,562
TUNGURAHUA	1,998,000	509,710		0	1,925,500		70,338			0	92,302	15,418						4,611,268
BOLIVAR	339,704	48,475		0	423,647							0						811,826
CHIMBORAZO	1,293,023	215,970			1,434,043		501,325	0	0		18,161	16,852					0	3,479,374
CAÑAR	714,207	197,989			1,534,150		195,440				63,841	5,626					559,500	3,270,753
AZUAY	3,006,383	595,010		15,359	3,877,507		570,634	41,000	41,000		37,323	26,368					279,000	8,489,584
LOJA	1,417,500	250,862			1,762,889					0	9,034	27,250						3,467,535
REGION COSTA	19,507,292	6,431,340	1,925,510	461,218	40,316,970	0	25,478,071	42,000	91,000	454,000	1,115,725	238,465	2,977,563	0	1,373,904	0	6,309,617	106,722,674
ESMERALDAS	1,538,042	462,204	841,500		1,823,207		27,854				155,164	39,533				0	2,905,827	7,793,331
MANABI	3,367,506	917,731	419,640	18,940	6,193,655		529,210		3,000		91,844	36,330	50,365					11,628,221
LOS RIOS	1,656,000	302,667		1,980	3,384,041		0			0	250,693	8,044						5,603,425
GUAYAS	10,939,949	4,131,853	664,370	437,280	24,417,822		24,852,657	42,000	88,000	424,000	535,214	119,819	2,907,939		1,373,904		3,403,790	74,338,597
EL ORO	2,005,795	616,885		3,018	4,498,245		68,350			30,000	82,810	34,739	19,259					7,359,101
REGION ORIENTAL	1,708,678	217,607	0	0	9,333,687	0	0	0	0	0	735,651	58,357	25,206	0	0	0	0	12,079,186
NAPO	238,448	52,000			1,167,662						243,534	9,478	3,000					1,714,122
PASTAZA	233,958	49,000			504,948						17,924	0	17,206					823,036
MORONA SANTIAGO	202,307	43,867		0	425,646						121,539	29,662						823,021
ZAMORA CHINCHIPE	141,608	17,814			357,710							0						517,132
ORELLANA	315,858	18000			1,808,671						352,654	19,217	3000					2,517,400
SUCUMBIOS	576,499	36,926		0	5,069,050								2,000					5,684,475
REGION INSULAR	206,568	0	0	0	798,394	0	0	0	0	0	0	0	0	0	0	0	0	1,004,962
GALAPAGOS	206,568				798,394													1,004,962
AGOSTO / 2007	45,221,125	13,727,228	1,925,510	524,577	74,879,770	5,794,960	28,537,355	167,655	241,600	460,000	3,517,751	876,676	9,720,125	0	1,373,904	0	10,331,167	197,299,402

FUENTE: PETROCOMERCIAL

ELABORACION: DNH - COORDINACION LIQUIDACIONES Y ESTADISTICAS - ESTADISTICA

VOLUMENES DESPACHADOS POR PETROCOMERCIAL "ABASTECEDORA" A REGIONES Y PROVINCIAS

PERIODO: SEPTIEMBRE / 2007

-EN GALONES-

DERIVADO PROVINCIAS	GASOLINA EXTRA	GASOLINA SUPER	PESCA ARTESANAL	DIESEL 1	DIESEL 2	DIESEL PREMIUM	FUEL OIL	MINERAL TURPENTINE	RUBBER SOLVENT	SPRAY OIL	ASFALTO AP-3	ASFALTO RC-250	JET A-1	SOLVENT	NAFTA BASE	DILUYENTE	RESIDUO	TOTAL
REGION SIERRA	23,369,238	6,974,049	0	44,000	24,021,505	5,848,802	2,823,416	118,320	124,800	3,000	1,732,975	715,306	6,009,651	0	0	0	2,917,000	74,702,062
CARCHI	1,097,300	71,300			1,266,349							9,198						2,444,147
IMBABURA	1,143,107	276,550			1,994,508		19,700										1,252,300	4,686,165
PICHINCHA	11,344,518	4,621,635		44,000	8,279,924	5,848,802	1,339,914	72,320	90,800	2,000	1,369,083	510,681	6,009,651				1,283,400	40,816,728
COTOPAXI	1,298,005	174,340		0	1,728,128		117,497				15547	78,459						3,411,976
TUNGURAHUA	1,958,500	514,680		0	1,838,000		26,625			0	167,555	27,247						4,532,607
BOLIVAR	368,673	47,480		0	435,721							0						851,874
CHIMBORAZO	1,169,016	231,970			1,413,155		395,418	0	0		34,539	8,997					0	3,253,095
CAÑAR	664,755	189,256			1,561,367		398,509				63,909	19,500					0	2,897,296
AZUAY	2,951,109	584,945		0	3,803,871		525,753	46,000	34,000		37,654	42,187					381,300	8,406,819
LOJA	1,374,255	261,893			1,700,482					1000	44,688	19,038						3,401,356
REGION COSTA	18,965,414	6,075,130	1,651,011	644,202	41,400,679	0	25,558,724	32,000	93,000	442,000	1,030,772	229,804	2,907,900	0	2,113,566	0	3,082,802	104,227,004
ESMERALDAS	1,344,315	340,268	808,920		1,713,840		9,250				157,622	16,805				0	1,038,244	5,429,264
MANABI	3,289,409	829,400	324,640	24,679	7,374,843		450,917		0		93,865	18,610	34,892					12,441,255
LOS RIOS	1,677,906	319,785		4,950	3,475,250		0			8,000	282,068	26,192						5,794,151
GUAYAS	10,691,246	4,005,188	517,451	608,536	24,557,908		25,049,763	32,000	93,000	376,000	419,938	142,082	2,866,591		2,113,566		2,044,558	73,517,827
EL ORO	1,962,538	580,489		6,037	4,278,837		48,794			58,000	77,279	26,115	6,417					7,044,506
REGION ORIENTAL	1,609,111	225,025	0	0	9,087,618	0	0	0	0	0	466,901	10,563	47,497	0	0	0	0	11,446,716
NAPO	241,458	39,500			1,155,497						139,797	0	5,000					1,581,252
PASTAZA	227,424	54,000			431,813						26,784	0	37,997					778,018
MORONA SANTIAGO	218,250	51,837		0	473,484						36,406	10,563						790,540
ZAMORA CHINCHIPE	134,680	23,799			363,709							0						522,188
ORELLANA	289,299	23889			1,748,107						263,914	0	0					2,325,209
SUCUMBIOS	498,000	32,000		0	4,915,008								4,500					5,449,508
REGION INSULAR	168,985	0	0	0	620,473	0	0	0	0	0	0	0	0	0	0	0	0	789,458
GALAPAGOS	168,985				620,473													789,458
SEPTIEMBRE / 2007	44,112,748	13,274,204	1,651,011	688,202	75,130,274	5,848,802	28,382,140	150,320	217,800	445,000	3,230,648	955,674	8,965,048	0	2,113,566	0	5,999,802	191,165,239

FUENTE: PETROCOMERCIAL

ELABORACION: DNH - COORDINACION LIQUIDACIONES Y ESTADISTICAS - ESTADISTICA

VOLUMENES DESPACHADOS POR PETROCOMERCIAL "ABASTECEDORA" A REGIONES Y PROVINCIAS

PERIODO: OCTUBRE / 2007

-EN GALONES-

DERIVAD	GASOLINA EXTRA	GASOLINA SUPER	PESCA ARTESANAL	DIESEL 1	DIESEL 2	DIESEL PREMIUM	FUEL OIL	MINERAL TURPENTINE	RUBBER SOLVENT	SPRAY OIL	ASFALTO AP-3	ASFALTO RC-250	JET A-1	SOLVENT	NAFTA BASE	DILUYENTE	RESIDUO	TOTAL
PROVINCIAS																		
REGION SIERRA	24,454,972	7,214,852	0	26,960	24,824,206	5,964,900	3,011,606	115,555	150,500	5,000	2,199,279	549,075	5,106,480	0	0	0	3,790,299	77,413,684
CARCHI	1,090,650	66,750			1,232,769							0						2,390,169
IMBABURA	1,153,737	274,698			1,989,358		139,549										1,581,650	5,138,992
PICHINCHA	11,886,146	4,853,745		15,000	8,529,776	5,964,900	1,643,580	64,055	112,000	4,000	1,753,966	359,168	5,106,480				1,060,549	41,353,365
COTOPAXI	1,354,605	188,350		2,000	1,837,877		168,022				54771	62,209						3,667,834
TUNGURAHUA	2,051,000	535,776		4,000	1,951,000		61,401			0	229,703	47,140						4,880,020
BOLIVAR	350,655	51,975		0	451,121							9,676						863,427
CHIMBORAZO	1,289,934	237,970			1,546,932		157,860	4000	0		0	9,514					0	3,246,210
CAÑAR	681,587	186,696			1,637,086		268,053				51,935	25,456					664500	3,515,313
AZUAY	3,196,898	599,191		5,960	3,938,251		573,141	47,500	38,500		62,966	0					483,600	8,946,007
LOJA	1,399,760	219,701			1,710,036					1000	45,938	35,912						3,412,347
REGION COSTA	19,509,743	6,158,310	1,930,539	618,331	41,414,550	0	30,825,755	38,000	81,000	511,000	1,101,527	287,815	3,113,614	0	0	0	8,948,359	114,538,543
ESMERALDAS	1,375,102	343,364	787,640		1,844,481		27,771				119,737	16,758				0	4,123,030	8,637,883
MANABI	3,299,666	871,864	429,120	23,455	6,620,198		460,866		0		88,755	89,637	140,909					12,024,470
LOS RIOS	1,717,643	309,867		2,970	3,663,003		9,746			34,000	85,102	35,648						5,857,979
GUAYAS	11,119,384	4,097,305	713,779	591,906	25,130,850		30,259,110	38,000	81,000	347,000	738,318	119,819	2,954,927		0		4,825,329	81,016,727
EL ORO	1,997,948	535,910		0	4,156,018		68,262			130,000	69,615	25,953	17,778					7,001,484
REGION ORIENTAL	1,809,614	216,575	0	0	9,513,426	0	0	0	0	0	363,208	63,274	37,579	0	0	0	0	12,003,676
NAPO	254,922	43,000			1,235,209						71,323	9,511	3,000					1,616,965
PASTAZA	241,000	50,000			429,496						0	5,637	32,579					758,712
MORONA SANTIAGO	221,241	45,857		0	466,506						28,807	19,821						782,232
ZAMORA CHINCHIPE	143,617	14,899			389,641							0						548,157
ORELLANA	334,334	23858			1,839,429						263,078	28,305	0					2,489,004
SUCUMBIOS	614,500	38,961		0	5,153,145								2,000					5,808,606
REGION INSULAR	186,649	0	0	0	804,286	0	0	0	0	0	0	0	0	0	0	0	0	990,935
GALAPAGOS	186,649				804,286													990,935
OCTUBRE / 2007	45,960,978	13,589,737	1,930,539	645,291	76,556,468	5,964,900	33,837,361	153,555	231,500	516,000	3,664,014	900,165	8,257,673	0	0	0	12,738,658	204,946,838

FUENTE: PETROCOMERCIAL

ELABORACION: DNH - COORDINACION LIQUIDACIONES Y ESTADISTICAS - ESTADISTICA

VOLUMENES DESPACHADOS POR PETROCOMERCIAL "ABASTECEDORA" A REGIONES Y PROVINCIAS

PERIODO: NOVIEMBRE / 2007

-EN GALONES-

DERIVA	GASOLINA EXTRA	GASOLINA SUPER	PESCA ARTESANAL	DIESEL 1	DIESEL 2	DIESEL PREMIUM	FUEL OIL	MINERAL TURPENTINE	RUBBER SOLVENT	SPRAY OIL	ASFALTO AP-3	ASFALTO RC-250	JET A-1	SOLVENT	NAFTA BASE	DILUYENTE	RESIDUO	TOTAL
PROVINCIAS																		
REGION SIERRA	24,075,538	7,001,113	0	15,000	24,146,232	6,069,800	3,104,673	83,040	74,400	1,000	2,056,131	554,357	5,662,570	0	0	0	4,776,107	77,619,960
CARCHI	1,085,000	64,030			1,207,340							0						2,356,370
IMBABURA	1,040,438	253,012			1,857,227		171,492										1,994,150	5,316,319
PICHINCHA	11,817,420	4,735,758		7,000	8,438,237	6,069,800	1,592,822	48,040	69,400	0	1,542,719	362,365	5,662,570				1,840,357	42,186,488
COTOPAXI	1,345,687	170,390		0	1,812,268		179,811				46690	47,431						3,602,277
TUNGURAHUA	2,039,000	521,674		0	1,906,500		52,751			0	181,568	43,415						4,744,908
BOLIVAR	328,686	45,485		8,000	429,533							37,978						849,682
CHIMBORAZO	1,275,009	230,927			1,533,000		166,961	0	0		9,326	9,349					36000	3,260,572
CAÑAR	666,570	188,139			1,488,000		341,772				193,505	0					608000	3,485,986
AZUAY	3,128,179	585,798		0	3,823,399		599,064	35,000	5,000		55,279	25,816					297,600	8,555,134
LOJA	1,349,549	205,900			1,650,728					1000	27,044	28,003						3,262,224
REGION COSTA	19,390,410	6,025,203	1,684,979	515,808	39,937,375	0	24,865,568	44,500	72,300	443,900	1,008,784	363,295	3,172,533	0	0	0	8,904,155	106,428,809
ESMERALDAS	1,439,292	303,249	805,950		1,798,541		18,575				110,341	50,558				0	5,514,782	10,041,288
MANABI	3,347,484	818,389	367,220	36,411	6,847,949		761,236		0		98,711	75,474	220,243					12,573,116
LOS RIOS	1,615,229	296,552		7,919	3,595,354		29,217			17,000	100,370	44,703						5,706,344
GUAYAS	10,951,426	4,048,509	511,809	471,477	23,631,876		23,978,492	44,500	72,300	349,000	647,378	147,986	2,946,367		0		3,389,373	71,190,494
EL ORO	2,036,979	558,504		0	4,063,655		78,048			77,900	51,984	44,574	5,923					6,917,567
REGION ORIENTAL	1,697,229	205,147	0	0	9,277,970	0	0	0	0	0	250,105	19,783	22,649	0	0	0	0	11,472,883
NAPO	240,453	38,500			1,166,405						0	0	7,000					1,452,358
PASTAZA	221,500	50,922			383,995						16,047	0	8,649					681,113
MORONA SANTIAGO	205,294	47,851		0	474,512						112,732	0						840,389
ZAMORA CHINCHIPE	130,723	19,874			357,754							0						508,351
ORELLANA	302,509	18000			1,722,344						121,326	19,783	2000					2,185,962
SUCUMBIOS	596,750	30,000		0	5,172,960								5,000					5,804,710
REGION INSULAR	163,895	0	0	0	694,028	0	0	0	0	0	0	0	0	0	0	0	0	857,923
GALAPAGOS	163,895				694,028													857,923
NOVIEMBRE / 2007	45,327,072	13,231,463	1,684,979	530,808	74,055,605	6,069,800	27,970,241	127,540	146,700	444,900	3,315,019	937,435	8,857,751	0	0	0	13,680,262	196,379,575

FUENTE: PETROCOMERCIAL

ELABORACION: DNH - COORDINACION LIQUIDACIONES Y ESTADISTICAS - ESTADISTICA

VOLUMENES DESPACHADOS POR PETROCOMERCIAL "ABASTECEDORA" A REGIONES Y PROVINCIAS

PERIODO: DICIEMBRE / 2007

-EN GALONES-

PROVINCIAS	DERIVAD	GASOLINA EXTRA	GASOLINA SUPER	PESCA ARTESANAL	DIESEL 1	DIESEL 2	DIESEL PREMIUM	FUEL OIL	MINERAL TURPENTINE	RUBBER SOLVENT	SPRAY OIL	ASFALTO AP-3	ASFALTO RC-250	JET A-1	SOLVENT	NAFTA BASE	DILUYENTE	RESIDUO	TOTAL
REGION SIERRA		25,134,085	7,466,825	0	11,000	23,496,068	5,908,500	2,490,880	130,555	154,500	0	1,714,372	489,705	4,938,410	0	0	0	4,027,587	75,962,486
CARCHI		1,129,650	74,850			1,259,770							0						2,464,270
IMBABURA		1,128,326	268,941			1,890,032		24,500										1,212,400	4,524,199
PICHINCHA		12,286,620	5,068,425		11,000	8,198,669	5,908,500	1,447,814	67,055	112,000	0	1,366,445	308,085	4,938,410				1,459,087	41,172,110
COTOPAXI		1,406,460	197,340		0	1,735,916		149,473				17958	47,129						3,554,276
TUNGURAHUA		2,113,000	558,212		0	1,925,500		43,829			0	184,281	43,082						4,867,904
BOLIVAR		352,633	49,475		0	428,676							0						830,784
CHIMBORAZO		1,317,572	228,912			1,484,644		175,406	0	6,000		35,560	0					342,000	3,590,094
CAÑAR		741,632	201,169			1,302,644		184,998				0	9,648					484,000	2,924,091
AZUAY		3,272,511	605,047		0	3,613,158		464,860	63,500	36,500		73,693	25,984					530,100	8,685,352
LOJA		1,385,681	214,454			1,657,059					0	36,435	55,777						3,349,406
REGION COSTA		20,549,117	6,619,609	1,768,712	359,887	41,524,703	0	29,400,791	48,000	101,000	583,000	1,137,217	356,828	3,235,502	0	0	0	11,716,453	117,400,818
ESMERALDAS		1,483,711	378,343	838,422		1,843,836		18,455				68,841	26,330					0	6,941,274
MANABI		3,453,511	897,470	383,710	23,288	7,032,573		636,781		0		92,706	89,723	154,200					12,763,962
LOS RIOS		1,715,993	331,096		7,920	3,637,218		58,454			2,000	118,701	41,852						5,913,234
GUAYAS		11,790,329	4,429,377	546,580	328,679	24,596,672		28,599,508	48,000	101,000	436,000	804,909	141,041	3,074,374		0		4,775,178	79,671,647
EL ORO		2,105,573	583,323		0	4,414,404		87,593			145,000	52,060	57,882	6,928					7,452,763
REGION ORIENTAL		1,760,526	226,547	0	0	9,267,408	0	0	0	0	0	264,343	59,158	9,000	0	0	0	0	11,586,982
NAPO		247,939	34,000			1,095,401						0	0	6,000					1,383,340
PASTAZA		253,000	52,000			458,822						28,539	20,731	0					813,093
MORONA SANTIAGO		217,250	51,836		0	456,554						66,169	9,717						801,526
ZAMORA CHINCHIPE		148,101	23,818			326,574							0						498,493
ORELLANA		310,736	24,000			1,758,061						169,635	28,709	3,000					2,294,142
SUCUMBIOS		583,500	40,893		0	5,171,996								0					5,796,389
REGION INSULAR		193,435	0	0	0	719,655	0	0	0	0	0	0	0	0	0	0	0	0	913,090
GALAPAGOS		193,435				719,655													913,090
DICIEMBRE / 2007		47,637,163	14,312,981	1,768,712	370,887	75,007,835	5,908,500	31,891,671	178,555	255,500	583,000	3,115,932	905,690	8,182,912	0	0	0	15,744,039	205,863,376

FUENTE: PETROCOMERCIAL

ELABORACION: DNH - COORDINACION LIQUIDACIONES Y ESTADISTICAS - ESTADISTICA

VOLUMENES DESPACHADOS POR PETROCOMERCIAL "ABASTECEDORA" A REGIONES Y PROVINCIAS

2 0 0 7

-EN GALONES-

DERIVADOS PROVINCIAS	GASOLINA EXTRA	GASOLINA SUPER	PESCA ARTESANAL	DIESEL 1	DIESEL 2	DIESEL PREMIUM	FUEL OIL	MINERAL TURPENTINE	RUBBER SOLVENT	SPRAY OIL	ASFALTO AP-3	ASFALTO RC-250	JET A-1	SOLVENT	NAFTA BASE	DILUYENTE	RESIDUO	TOTAL
REGION SIERRA	280,144,827	82,731,585	0	1,177,902	276,640,815	68,464,847	37,035,655	1,374,995	1,527,100	50,000	18,578,974	4,879,401	73,310,249	0	0	0	41,524,543	887,440,892
CARCHI	12,182,690	778,880	0	1,000	14,943,138	0	0	0	0	0	0	9,198	0	0	0	0	0	27,914,906
IMBABURA	13,263,898	3,078,241	0	0	21,948,489	0	500,916	0	0	0	0	0	0	0	0	0	17,492,850	56,284,394
PICHINCHA	137,094,468	55,584,285	0	1,018,395	96,539,630	68,464,847	17,322,970	856,995	1,113,100	32,000	15,108,539	3,227,528	73,310,249	0	0	0	16,765,893	486,438,898
COTOPAXI	15,534,097	2,136,170	0	8,000	20,342,909	0	1,637,704	0	0	0	143,693	551,011	0	0	0	0	0	40,353,584
TUNGURAHUA	23,870,500	6,100,786	0	16,000	22,309,000	0	712,667	0	0	4,000	1,226,063	244,623	0	0	0	0	0	54,483,639
BOLIVAR	3,789,753	562,280	0	14,000	4,751,725	0	0	0	0	0	0	47,654	0	0	0	0	0	9,165,412
CHIMBORAZO	14,828,283	2,724,614	0	0	16,685,389	0	4,573,240	12,000	12,000	0	235,779	112,234	0	0	0	0	378,000	39,561,538
CAÑAR	7,948,946	2,223,339	0	0	15,686,849	0	5,674,287	0	0	0	942,161	128,705	0	0	0	0	3,015,000	35,619,287
AZUAY	35,987,094	6,871,722	0	120,507	43,542,611	0	6,613,871	506,000	402,000	0	606,583	227,948	0	0	0	0	3,872,800	98,751,137
LOJA	15,645,098	2,671,268	0	0	19,891,075	0	0	0	0	14,000	316,156	330,499	0	0	0	0	0	38,868,096
REGION COSTA	219,448,644	71,448,507	21,272,460	6,033,332	496,822,190	0	332,588,220	500,510	1,055,700	7,145,794	10,365,416	2,676,776	35,122,266	0	3,905,328	3,040,952	101,032,166	1,312,458,260
ESMERALDAS	16,514,361	4,091,940	9,386,856	0	19,886,680	0	259,821	0	0	0	1,009,865	206,690	0	0	0	3,040,952	55,236,068	109,633,231
MANABI	37,031,572	9,669,415	4,718,910	275,761	79,317,698	0	5,996,577	0	8,000	0	807,647	605,219	1,778,509	0	0	0	0	140,209,305
LOS RIOS	18,474,973	3,566,200	0	95,039	38,368,606	0	116,964	0	0	61,000	1,671,514	299,532	0	0	0	0	0	62,653,828
GUAYAS	124,511,798	47,357,903	7,166,694	5,582,692	305,822,360	0	325,463,266	500,510	1,047,700	5,605,894	5,853,285	1,259,484	33,188,131	0	3,905,328	0	45,796,099	913,061,146
EL ORO	22,915,940	6,763,049	0	79,840	53,426,846	0	751,592	0	0	1,478,900	1,023,104	305,851	155,627	0	0	0	0	86,900,750
REGION ORIENTAL	19,543,736	2,333,129	0	21,980	107,064,850	0	0	0	0	0	3,956,595	425,366	333,216	0	0	0	0	133,678,875
NAPO	2,802,370	501,968	0	0	13,949,707	0	0	0	0	0	697,358	28,482	47,000	0	0	0	0	18,026,887
PASTAZA	2,641,177	581,922	0	0	5,027,477	0	0	0	0	0	238,123	48,486	234,105	0	0	0	0	8,771,291
MORONA SANTIAGO	2,431,605	549,277	0	4,980	4,948,659	0	0	0	0	0	448,784	100,503	0	0	0	0	0	4,883,808
ZAMORA CHINCHIPE	1,543,946	211,171	0	0	4,445,218	0	0	0	0	0	0	8,766	0	0	0	0	0	6,209,100
ORELLANA	3,729,426	107,747	0	0	20,909,030	0	0	0	0	0	2,572,331	239,130	14,000	0	0	0	0	27,571,664
SUCUMBIOS	6,395,212	381,044	0	17,000	57,784,760	0	0	0	0	0	0	0	38,111	0	0	0	0	64,616,126
REGION INSULAR	2,138,624	0	0	0	8,983,213	0	0	0	0	0	0	0	0	0	0	0	0	11,121,837
GALAPAGOS	2,138,624	0	0	0	8,983,213	0	0	0	0	0	0	0	0	0	0	0	0	11,121,837
TOTAL	521,275,831	156,513,221	21,272,460	7,233,214	889,511,068	68,464,847	369,623,875	1,875,505	2,582,800	7,195,794	32,900,985	7,981,544	108,765,730	0	3,905,328	3,040,952	142,556,709	2,344,699,865

FUENTE: PETROCOMERCIAL

ELABORACION: DNH - COORDINACION LIQUIDACIONES Y ESTADISTICAS - ESTADISTICA

VOLUMENES DESPACHADOS POR PETROCOMERCIAL "ABASTECEDORA" A REGIONES Y PROVINCIAS

2 0 0 7

-EN BARRILES-

PROVINCIAS	DERIV	GASOLINA EXTRA	GASOLINA SUPER	PESCA ARTESANAL	DIESEL 1	DIESEL 2	DIESEL PREMIUM	FUEL OIL	MINERAL TURPENTINE	RUBBER SOLVENT	SPRAY OIL	ASFALTO AP-3	ASFALTO RC-250	JET A-1	SOLVENT	NAFTA BASE	DILUYENTE	RESIDUO	TOTAL
REGION SIERRA		6,670,115	1,969,800	0	28,045	6,586,686	1,630,115	881,801	32,738	36,360	1,190	442,357	116,176	1,745,482	0	0	0	988,680	21,129,545
CARCHI		290,064	18,545	0	24	355,789	0	0	0	0	0	0	219	0	0	0	0	0	664,641
IMBABURA		315,807	73,291	0	0	522,583	0	11,927	0	0	0	0	0	0	0	0	0	416,496	1,340,105
PICHINCHA		3,264,154	1,323,435	0	24,247	2,298,563	1,630,115	412,452	20,405	26,502	762	359,727	76,846	1,745,482	0	0	0	399,188	11,581,879
COTOPAXI		369,859	50,861	0	190	484,355	0	38,993	0	0	0	3,421	13,119	0	0	0	0	0	960,800
TUNGURAHUA		568,345	145,257	0	381	531,167	0	16,968	0	0	95	29,192	5,824	0	0	0	0	0	1,297,230
BOLIVAR		90,232	13,388	0	333	113,136	0	0	0	0	0	0	1,135	0	0	0	0	0	218,224
CHIMBORAZO		353,054	64,872	0	0	397,271	0	108,887	286	286	0	5,614	2,672	0	0	0	0	9,000	941,941
CAÑAR		189,261	52,937	0	0	373,496	0	135,102	0	0	0	22,432	3,064	0	0	0	0	71,786	848,078
AZUAY		856,836	163,612	0	2,869	1,036,729	0	157,473	12,048	9,571	0	14,442	5,427	0	0	0	0	92,210	2,351,218
LOJA		372,502	63,602	0	0	473,597	0	0	0	0	333	7,528	7,869	0	0	0	0	0	925,431
REGION COSTA		5,224,968	1,701,155	506,487	143,651	11,829,100	0	7,918,767	11,917	25,136	170,138	246,796	63,733	836,244	0	92,984	72,404	2,405,528	31,249,006
ESMERALDAS		393,199	97,427	223,497	0	473,492	0	6,186	0	0	0	24,044	4,921	0	0	0	72,404	1,315,144	2,610,315
MANABI		881,704	230,224	112,355	6,566	1,888,517	0	142,776	0	190	0	19,230	14,410	42,345	0	0	0	0	3,338,317
LOS RIOS		439,880	84,910	0	2,263	913,538	0	2,785	0	0	1,452	39,798	7,132	0	0	0	0	0	1,491,758
GUAYAS		2,964,567	1,127,569	170,636	132,921	7,281,485	0	7,749,125	11,917	24,945	133,474	139,364	29,988	790,194	0	92,984	0	1,090,383	21,739,551
EL ORO		545,618	161,025	0	1,901	1,272,068	0	17,895	0	0	35,212	24,360	7,282	3,705	0	0	0	0	2,069,065
REGION ORIENTAL		465,327	55,551	0	523	2,549,163	0	0	0	0	0	94,205	10,128	7,934	0	0	0	0	3,182,830
NAPO		66,723	11,952	0	0	332,136	0	0	0	0	0	16,604	678	1,119	0	0	0	0	429,212
PASTAZA		62,885	13,855	0	0	119,702	0	0	0	0	0	5,670	1,154	5,574	0	0	0	0	208,840
MORONA SANTIAGO		57,895	13,078	0	119	117,825	0	0	0	0	0	10,685	2,393	0	0	0	0	0	201,995
ZAMORA CHINCHIPE		36,761	5,028	0	0	105,839	0	0	0	0	0	0	209	0	0	0	0	0	147,836
ORELLANA		88,796	2,565	0	0	497,834	0	0	0	0	0	61,246	5,694	333	0	0	0	0	656,468
SUCUMBIOS		152,267	9,072	0	405	1,375,828	0	0	0	0	0	0	0	907	0	0	0	0	1,538,479
REGION INSULAR		50,920	0	0	0	213,886	0	0	0	0	0	0	0	0	0	0	0	0	264,806
GALAPAGOS		50,920	0	0	0	213,886	0	0	0	0	0	0	0	0	0	0	0	0	264,806
TOTAL		12,411,329	3,726,505	506,487	172,219	21,178,835	1,630,115	8,800,568	44,655	61,495	171,328	783,357	190,037	2,589,660	0	92,984	72,404	3,394,207	55,826,187

FUENTE: PETROCOMERCIAL
ELABORACION: DNH - COORDINACION LIQUIDACIONES Y ESTADISTICAS - ESTADISTICA

VOLUMENES DESPACHADOS POR PETROCOMERCIAL "ABASTECEDORA" A REGIONES Y PROVINCIAS

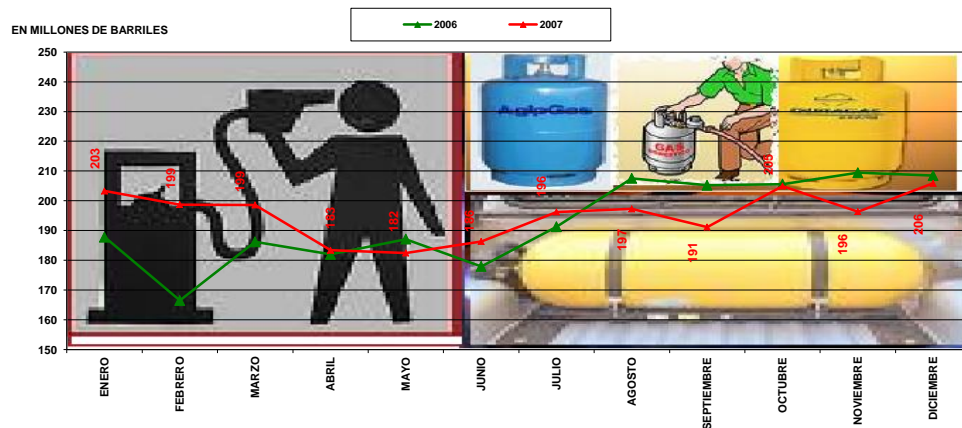
2 0 0 7
-EN GALONES-

PROVINCIAS Y REGIONES	ENERO	FEBRERO	MARZO	ABRIL	MAYO	JUNIO	JULIO	AGOSTO	SEPTIEMBRE	OCTUBRE	NOVIEMBRE	DICIEMBRE	TOTAL
REGION SIERRA	72,770,238	68,471,196	72,770,104	68,145,408	72,898,277	72,406,113	76,788,784	77,492,580	74,702,062	77,413,684	77,619,960	75,962,486	887,440,892
CARCHI	2,264,790	2,084,700	2,261,300	2,223,020	2,353,850	2,288,440	2,373,100	2,410,750	2,444,147	2,390,169	2,356,370	2,464,270	27,914,906
IMBABURA	3,845,232	4,117,579	4,694,142	4,270,885	4,709,094	4,837,709	5,300,452	4,843,625	4,686,165	5,138,992	5,316,319	4,524,199	56,284,394
PICHINCHA	40,471,623	38,364,784	40,082,960	37,606,036	39,849,632	39,888,538	41,994,331	42,652,302	40,816,728	41,353,365	42,186,488	41,172,110	486,438,898
COTOPAXI	3,323,740	2,988,360	3,271,387	3,129,193	3,344,865	3,195,150	3,408,966	3,455,562	3,411,976	3,667,834	3,602,277	3,554,276	40,353,584
TUNGURAHUA	4,370,831	4,130,106	4,521,252	4,267,423	4,589,769	4,379,938	4,587,614	4,611,268	4,532,607	4,880,020	4,744,908	4,867,904	54,483,639
BOLIVAR	695,249	679,355	680,319	640,255	710,925	735,921	815,795	811,826	851,874	863,427	849,682	830,784	9,165,412
CHIMBORAZO	3,348,968	3,048,900	3,365,289	3,083,018	3,321,371	3,134,291	3,430,357	3,479,374	3,253,095	3,246,210	3,260,572	3,590,094	39,561,538
CAÑAR	2,989,013	2,345,041	2,571,271	2,468,976	2,893,915	2,957,548	3,300,753	3,270,753	2,897,296	3,515,313	3,485,986	2,924,091	35,619,289
AZUAY	8,076,271	7,495,279	8,118,526	7,620,798	8,081,366	7,942,675	8,333,327	8,489,584	8,406,819	8,946,007	8,555,134	8,685,352	98,751,136
LOJA	3,384,521	3,217,092	3,203,658	2,835,804	3,043,490	3,045,904	3,244,760	3,467,535	3,401,356	3,412,347	3,262,224	3,349,406	38,868,097
REGION COSTA	119,783,756	119,379,632	113,600,208	103,917,526	97,920,550	101,890,371	106,648,371	106,722,674	104,227,004	114,538,543	106,428,809	117,400,818	1,312,458,262
ESMERALDAS	10,046,233	7,556,866	10,240,496	9,631,317	9,252,942	8,927,633	10,476,768	7,793,331	5,429,264	8,637,883	10,041,288	11,599,213	109,633,231
MANABI	12,227,841	10,921,035	10,707,799	10,997,894	11,535,783	11,085,272	11,302,657	11,628,221	12,441,255	12,024,470	12,573,116	12,763,962	140,209,305
LOS RIOS	4,771,786	3,909,086	4,611,199	4,573,248	5,390,494	5,070,318	5,452,564	5,603,425	5,794,151	5,857,979	5,706,344	5,913,234	62,653,828
GUAYAS	85,264,823	89,910,633	80,341,962	71,736,134	64,189,071	69,723,441	72,159,790	74,338,597	73,517,827	81,016,727	71,190,494	79,671,647	913,061,146
EL ORO	7,473,073	7,082,013	7,698,752	6,978,932	7,552,261	7,083,707	7,256,592	7,359,101	7,044,506	7,001,484	6,917,567	7,452,763	86,900,750
REGION ORIENTAL	9,914,197	10,049,764	11,220,551	10,345,705	10,697,988	11,011,631	11,849,597	12,079,186	11,446,716	12,003,676	11,472,883	11,586,982	133,678,875
NAPO	1,547,190	1,183,231	1,483,583	1,405,737	1,393,209	1,444,205	1,821,695	1,714,122	1,581,252	1,616,965	1,452,358	1,383,340	18,026,887
PASTAZA	681,374	693,501	701,955	656,814	679,874	705,569	798,233	823,036	778,018	758,712	681,113	813,093	8,771,290
MORONA SANTIAGO	633,690	596,532	666,368	591,962	625,830	636,934	694,783	823,021	790,540	782,232	840,389	801,526	8,483,808
ZAMORA CHINCHIPE	536,982	527,262	563,033	493,458	509,381	477,429	507,234	517,132	522,188	548,157	508,351	498,493	6,209,100
ORELLANA	1,662,211	1,977,855	2,527,353	2,138,529	2,266,546	2,639,118	2,548,336	2,517,400	2,325,209	2,489,004	2,185,962	2,294,142	27,571,664
SUCUMBIOS	4,852,750	5,071,383	5,278,260	5,059,205	5,223,149	5,108,376	5,479,316	5,684,475	5,449,508	5,808,606	5,804,710	5,796,389	64,616,126
REGION INSULAR	824,317	800,817	1,039,661	966,698	925,746	1,041,435	966,795	1,004,962	789,458	990,935	857,923	913,090	11,121,837
GALAPAGOS	824,317	800,817	1,039,661	966,698	925,746	1,041,435	966,795	1,004,962	789,458	990,935	857,923	913,090	11,121,837
2007	203,292,508	198,701,409	198,630,524	183,375,336	182,442,561	186,349,549	196,253,547	197,299,402	191,165,239	204,946,838	196,379,575	205,863,376	2,344,699,865
2006	187,790,882	166,518,767	186,247,824	182,039,696	187,133,382	177,965,984	191,290,305	207,548,545	205,215,395	205,625,427	209,459,201	208,447,620	2,315,283,027
VARIACION %	8.25	19.33	6.65	0.73	-2.51	4.71	2.59	-4.94	-6.85	-0.33	-6.24	-1.24	1.27

FUENTE: PETROECUADOR

ELABORACION: DNH - COORDINACION DE LIQUIDACION Y ESTADISTICAS - ESTADISTICA

VOLUMENES DESPACHADOS POR PETROCOMERCIAL



FUENTE: PETROCOMERCIAL

ELABORACION: DNH - COORDINACION DE LIQUIDACION Y ESTADISTICAS - ESTADISTICA

VOLUMENES DESPACHADOS POR PETROCOMERCIAL "ABASTECEDORA" A REGIONES Y PROVINCIAS

2 0 0 7

-EN BARRILES-

PROVINCIAS Y REGIONES	ENERO	FEBRERO	MARZO	ABRIL	MAYO	JUNIO	JULIO	AGOSTO	SEPTIEMBRE	OCTUBRE	NOVIEMBRE	DICIEMBRE	TOTAL
REGION SIERRA	1,732,625	1,630,267	1,732,622	1,622,510	1,735,673	1,723,955	1,828,304	1,845,061	1,778,621	1,843,183	1,848,094	1,808,631	21,129,545
CARCHI	53,924	49,636	53,840	52,929	56,044	54,487	56,502	57,399	58,194	56,909	56,104	58,673	664,641
IMBABURA	91,553	98,038	111,765	101,688	112,121	115,184	126,201	115,324	111,575	122,357	126,579	107,719	1,340,105
PICHINCHA	963,610	913,447	954,356	895,382	948,801	949,727	999,865	1,015,531	971,827	984,604	1,004,440	980,288	11,581,879
COTOPAXI	79,137	71,151	77,890	74,505	79,640	76,075	81,166	82,275	81,238	87,329	85,769	84,626	960,800
TUNGURAHUA	104,067	98,336	107,649	101,605	109,280	104,284	109,229	109,792	107,919	116,191	112,974	115,902	1,297,230
BOLIVAR	16,554	16,175	16,198	15,244	16,927	17,522	19,424	19,329	20,283	20,558	20,231	19,781	218,224
CHIMBORAZO	79,737	72,593	80,126	73,405	79,080	74,626	81,675	82,842	77,455	77,291	77,633	85,478	941,941
CAÑAR	71,167	55,834	61,221	58,785	68,903	70,418	78,573	77,875	68,983	83,698	83,000	69,621	848,078
AZUAY	192,292	178,459	193,298	181,448	192,413	189,111	198,413	202,133	200,162	213,000	203,694	206,794	2,351,218
LOJA	80,584	76,597	76,278	67,519	72,464	72,522	77,256	82,560	80,985	81,246	77,672	79,748	925,431
REGION COSTA	2,851,994	2,842,372	2,704,767	2,474,227	2,331,442	2,425,961	2,539,247	2,541,016	2,481,595	2,727,108	2,534,019	2,795,258	31,249,006
ESMERALDAS	239,196	179,925	243,821	229,317	220,308	212,563	249,447	185,556	129,268	205,664	239,078	276,172	2,610,315
MANABI	291,139	260,025	254,948	261,855	274,662	263,935	269,111	276,862	296,220	286,297	299,360	303,904	3,338,317
LOS RIOS	113,614	93,073	109,790	108,887	128,345	120,722	129,823	133,415	137,956	139,476	135,865	140,791	1,491,758
GUAYAS	2,030,115	2,140,729	1,912,904	1,708,003	1,528,311	1,660,082	1,718,090	1,769,967	1,750,424	1,928,970	1,695,012	1,896,944	21,739,551
EL ORO	177,930	168,619	183,304	166,165	179,816	168,660	172,776	175,217	167,726	166,702	164,704	177,447	2,069,065
REGION ORIENTAL	236,052	239,280	267,156	246,326	254,714	262,182	282,133	287,600	272,541	285,802	273,164	275,881	3,182,830
NAPO	36,838	28,172	35,323	33,470	33,172	34,386	43,374	40,812	37,649	38,499	34,580	32,937	429,212
PASTAZA	16,223	16,512	16,713	15,638	16,187	16,799	19,006	19,596	18,524	18,065	16,217	19,359	208,840
MORONA SANTIAGO	15,088	14,203	15,866	14,094	14,901	15,165	16,542	19,596	18,822	18,625	20,009	19,084	201,995
ZAMORA CHINCHIPE	12,785	12,554	13,406	11,749	12,128	11,367	12,077	12,313	12,433	13,051	12,104	11,869	147,836
ORELLANA	39,576	47,092	60,175	50,917	53,965	62,836	60,675	59,938	55,362	59,262	52,047	54,622	656,468
SUCUMBIOS	115,542	120,747	125,673	120,457	124,361	121,628	130,460	135,345	129,750	138,300	138,207	138,009	1,538,479
REGION INSULAR	19,627	19,067	24,754	23,017	22,042	24,796	23,019	23,928	18,797	23,594	20,427	21,740	264,806
GALAPAGOS	19,627	19,067	24,754	23,017	22,042	24,796	23,019	23,928	18,797	23,594	20,427	21,740	264,806
2007	4,840,298	4,730,986	4,729,298	4,366,079	4,343,871	4,436,894	4,672,704	4,697,605	4,551,553	4,879,687	4,679,704	4,901,509	55,826,187
2006	4,471,211	3,964,733	4,434,472	4,334,278	4,455,557	4,237,285	4,554,531	4,941,632	4,886,081	4,895,843	4,987,124	4,963,039	55,125,786
VARIACION %	8.25	19.33	6.65	0.73	-2.51	4.71	2.59	-4.94	-6.85	-0.33	-6.24	-1.24	1.27

FUENTE: PETROECUADOR

ELABORACION: DNH - COORDINACION DE LIQUIDACION Y ESTADISTICAS - ESTADISTICA

VOLUMENES DESPACHADOS POR PETROCOMERCIAL "ABASTECEDORA" A REGIONES Y PROVINCIAS

PROVINCIAS Y REGIONES	2006		2007		VARIACION %
	BARRILES	GALONES	BARRILES	GALONES	
REGION SIERRA	20,112,843	844,739,387	21,129,545	887,440,892	5.05
CARCHI	642,775	26,996,562	664,641	27,914,907	3.40
IMBABURA	1,158,656	48,663,534	1,340,105	56,284,394	15.66
PICHINCHA	11,170,130	469,145,467	11,581,879	486,438,898	3.69
COTOPAXI	903,106	37,930,448	960,800	40,353,584	6.39
TUNGURAHUA	1,205,047	50,611,983	1,297,230	54,483,639	7.65
BOLIVAR	221,958	9,322,226	218,224	9,165,412	-1.68
CHIMBORAZO	913,809	38,379,999	941,941	39,561,538	3.08
CAÑAR	834,921	35,066,694	848,078	35,619,287	1.58
AZUAY	2,163,149	90,852,277	2,351,218	98,751,137	8.69
LOJA	899,290	37,770,186	925,431	38,868,096	2.91
REGION COSTA	31,888,627	1,339,322,338	31,249,006	1,312,458,262	-2.01
ESMERALDAS	2,264,548	95,111,002	2,610,315	109,633,233	15.27
MANABI	3,478,105	146,080,395	3,338,317	140,209,307	-4.02
LOS RIOS	1,494,332	62,761,924	1,491,758	62,653,828	-0.17
GUAYAS	22,611,925	949,700,832	21,739,551	913,061,145	-3.86
EL ORO	2,039,719	85,668,184	2,069,065	86,900,749	1.44
REGION ORIENTAL	2,889,717	121,368,133	3,182,830	133,678,874	10.14
NAPO	425,603	17,875,318	429,212	18,026,884	0.85
PASTAZA	166,977	7,013,046	208,840	8,771,289	25.07
MORONA SANTIAGO	164,951	6,927,926	201,995	8,483,808	22.46
ZAMORA CHINCHIPE	137,809	5,787,973	147,836	6,209,101	7.28
ORELLANA	545,999	22,931,940	656,468	27,571,666	20.23
SUCUMBIOS	1,448,379	60,831,930	1,538,479	64,616,126	6.22
REGION INSULAR	234,599	9,853,169	264,806	11,121,837	12.88
GALAPAGOS	234,599	9,853,169	264,806	11,121,837	12.88
TOTAL	55,125,786	2,315,263,027	55,826,187	2,344,699,865	1.27

FUENTE: PETROCOMERCIAL

ELABORACION: DNH - COORDINACION DE LIQUIDACION Y ESTADISTICAS - ESTADISTICA

VOLUMENES DESPACHADOS POR PETROCOMERCIAL "ABASTECEDORA" A EMPRESAS COMERCIALIZADORAS POR SECTOR ECONOMICO
2007
-EN GALONES-

DERIVADOS	SECTOR	ENERO	FEBRERO	MARZO	ABRIL	MAYO	JUNIO	JULIO	AGOSTO	SEPTIEMBRE	OCTUBRE	NOVIEMBRE	DICIEMBRE	TOTAL
GASOLINA EXTRA		41,970,881	38,281,936	42,005,993	40,319,382	43,561,228	42,499,786	44,377,539	45,221,125	44,112,748	45,960,978	45,327,072	47,637,163	521,275,831
	ELECTRICA	30,000	21,000	30,000	21,000	24,000	24,000	21,000	24,000	24,000	18,000	21,000	18,000	276,000
	INDUSTRIA	148,949	150,200	189,994	177,913	196,768	190,270	206,421	201,908	188,909	218,086	230,481	193,364	2,293,263
	PETROLERO	55,840	51,682	55,603	49,777	55,245	59,167	57,689	56,784	53,101	71,176	52,563	61,075	679,702
	FFAA	74,674	50,676	74,488	65,594	64,133	75,409	78,787	69,273	70,926	75,674	79,476	97,916	877,026
TRANSPORTE	41,661,418	38,008,378	41,655,908	40,005,098	43,221,082	42,150,940	44,013,642	44,869,160	43,775,812	45,578,042	44,943,552	47,266,808	517,149,840	
GASOLINA SUPER		12,618,916	11,789,218	12,823,523	12,378,396	12,843,794	12,677,531	13,246,230	13,727,228	13,274,204	13,589,737	13,231,463	14,312,981	156,513,221
	INDUSTRIA	194,297	162,434	196,623	183,063	184,796	189,038	209,821	226,963	218,211	242,573	242,923	259,549	2,510,311
	TRANSPORTE	12,382,115	11,583,535	12,577,389	12,138,249	12,610,284	12,440,254	12,974,212	13,444,549	13,005,239	13,301,406	12,931,879	14,003,201	153,392,312
	FFAA	36,504	29,327	40,512	43,084	42,714	40,739	43,295	43,696	43,754	36,797	45,739	49,231	495,392
PETROLERO	6,000	13,922	8,999	14,000	6,000	7,500	18,902	12,000	7,000	8,961	10,922	1,000	115,206	
PESCA-ARTESANAL		1,852,703	1,799,112	1,779,570	1,674,167	1,543,500	1,746,229	1,916,428	1,925,510	1,651,011	1,930,539	1,684,979	1,768,712	21,272,460
DIESEL 1		947,927	497,704	597,363	633,824	509,316	679,495	607,821	524,577	688,202	645,291	530,808	370,887	7,233,214
	INDUSTRIA	416,669	214,415	253,413	240,617	284,364	257,073	181,179	224,196	198,961	217,246	188,738	108,455	2,785,326
	TERRESTRE	78,623	38,770	65,926	78,135	66,127	56,770	45,205	33,310	38,539	46,285	46,649	41,108	635,447
	MARINO INTERNA	452,635	244,519	278,024	315,072	158,825	365,652	381,437	267,071	450,702	381,760	295,421	221,324	3,812,441
DIESEL 2		76,443,641	78,020,399	79,750,289	70,778,690	67,666,753	68,178,099	73,043,245	74,879,770	75,130,275	76,556,468	74,055,605	75,007,834	889,511,068
	TERRESTRE	42,553,206	37,813,090	42,180,262	39,183,157	43,015,699	42,195,305	44,967,568	45,137,735	44,824,460	46,218,558	44,950,021	45,449,078	518,488,139
	ELECTRICO	10,933,401	19,679,855	15,594,141	9,659,798	2,092,360	3,384,129	4,590,844	6,627,541	5,767,398	4,941,815	3,689,589	5,899,539	92,860,410
	PETROLERO	2,344,692	2,185,876	2,656,708	2,194,648	2,218,262	2,574,846	2,678,773	2,406,733	2,209,225	2,479,347	2,331,673	2,324,041	28,604,824
	PESQUERO	554,248	532,008	565,217	1,449,966	1,022,911	951,892	1,023,387	854,224	1,069,861	1,054,576	921,929	1,289,735	11,289,954
	FFAA	315,070	280,841	369,403	599,569	336,732	504,322	545,631	510,229	372,269	433,189	570,936	378,541	5,216,732
	INDUSTRIAL	16,611,315	14,597,824	15,869,962	13,721,540	14,564,702	13,990,657	15,286,488	15,718,515	15,482,244	16,274,521	16,306,197	15,341,352	183,765,317
	DISTRIBUIDOR	51,479	49,500	52,470	52,470	153,450	152,456	159,390	149,490	158,400	156,420	158,400	158,400	1,452,325
	MARINO NACIONAL	2,802,255	2,814,778	2,332,260	3,644,835	3,825,066	4,144,967	3,635,597	3,147,745	4,895,617	4,601,377	4,961,686	3,835,251	44,641,454
	MARINO INTERNA	277,975	66,627	129,846	272,707	437,571	279,525	155,567	327,558	350,801	396,665	165,174	331,897	3,191,913
DIESEL PREMIUM		5,611,890	5,084,185	5,687,700	5,438,900	5,673,450	5,521,700	5,860,050	5,794,960	5,848,802	5,964,900	6,069,800	5,908,500	68,464,847
SOLVENTES		369,060	413,425	291,825	340,765	375,000	392,330	405,175	409,255	368,120	385,055	274,240	434,055	4,458,305
	MINERAL TURPEN	155,760	185,325	132,425	127,765	164,000	175,330	157,275	167,655	150,320	153,555	127,540	178,555	1,875,505
	RUBBER SOLVEN	213,300	228,100	159,400	213,000	211,000	217,000	247,900	241,800	217,800	231,500	146,700	255,500	2,582,800
	SOLVENTE NO. 1													0
FUEL OIL		34,216,995	36,508,245	31,528,155	29,408,365	28,351,228	29,330,903	29,661,216	28,537,355	28,382,140	33,837,361	27,970,241	31,891,671	369,623,875
	ELECTRICO	11,828,051	17,887,812	9,603,784	8,772,246	7,798,980	8,978,802	6,244,770	8,728,398	7,914,438	10,894,716	7,798,266	12,686,898	119,137,161
	INDUSTRIAL	21,127,208	17,615,251	20,753,709	19,539,628	19,343,906	19,324,637	22,844,322	19,239,246	19,784,780	22,517,785	19,793,363	18,980,705	240,864,600
	PETROLERO	1,261,736	1,005,182	1,170,662	1,096,491	1,208,342	1,027,464	572,064	569,711	682,922	424,860	378,612	224,068	9,622,114
SPRAY OIL		748,000	780,000	743,000	460,000	817,894	632,000	566,000	460,000	445,000	516,000	444,900	583,000	7,195,794
ASFALTO AP-3		2,471,115	1,642,487	1,564,977	1,547,237	2,503,500	2,752,370	3,575,940	3,517,750	3,230,646	3,664,013	3,315,018	3,115,932	32,900,984
ASFALTO RC-250		680,086	359,728	368,382	325,907	459,666	462,692	749,440	876,676	955,676	900,165	937,435	905,690	7,981,545
JET A-1		9,315,973	8,978,493	9,318,201	8,964,503	9,610,420	9,228,859	9,365,773	9,720,125	8,965,048	8,257,673	8,857,752	8,182,912	108,765,732
	NACIONAL	5,016,748	4,397,896	5,058,931	4,791,849	4,973,884	4,629,919	4,694,327	5,217,916	4,689,537	2,419,243	3,122,327	2,197,875	51,210,452
	INTERNACIONAL	4,299,225	4,580,597	4,259,270	4,172,654	4,636,536	4,598,940	4,671,446	4,502,209	4,275,511	5,838,430	5,735,425	5,985,037	57,555,280
NAFTA BASE		417,858							1,373,904	2,113,566				3,905,328
DILUYENTE		1,266,439	635,992	1,138,521										3,040,952
RESIDUO		14,361,023	13,910,484	11,033,026	11,105,200	8,526,801	12,247,556	12,878,690	10,331,167	5,999,802	12,738,658	13,680,262	15,744,039	142,556,708
	INDUSTRIAL	645,100	944,100	1,273,700	997,000	1,102,150	1,200,650	1,964,750	1,583,350	863,150	1,879,150	2,204,700	80,000	14,737,800
	CEMENTERO	0	0	0	0	0	0	0	0	0	0	36,000	1,612,400	1,612,400
	RESIDUO F.Z.	13,715,923	12,966,384	9,759,326	10,108,200	7,424,651	11,046,906	10,913,940	8,747,817	5,136,652	10,859,508	11,439,562	14,051,639	126,170,508
2007		203,292,509	198,701,409	198,630,524	183,375,336	182,442,561	186,349,549	196,253,547	197,299,402	191,165,239	204,946,838	196,379,575	205,863,376	2,344,699,865
2006		187,790,882	166,518,766	186,247,824	182,039,696	187,133,382	177,965,984	191,290,305	207,548,545	205,215,395	205,625,426	209,459,201	208,447,620	2,315,283,026
	AZUFRE CONCENTRADO	564,050	228,920	118,440	214,900	288,730	460,780	0	223,680	231,480	363,110	330,390	336,650	3,361,130

FUENTE: PETROECUADOR

ELABORACION: DNH - COORDINACION LIQUIDACIONES Y ESTADISTICAS - ESTADISTICA

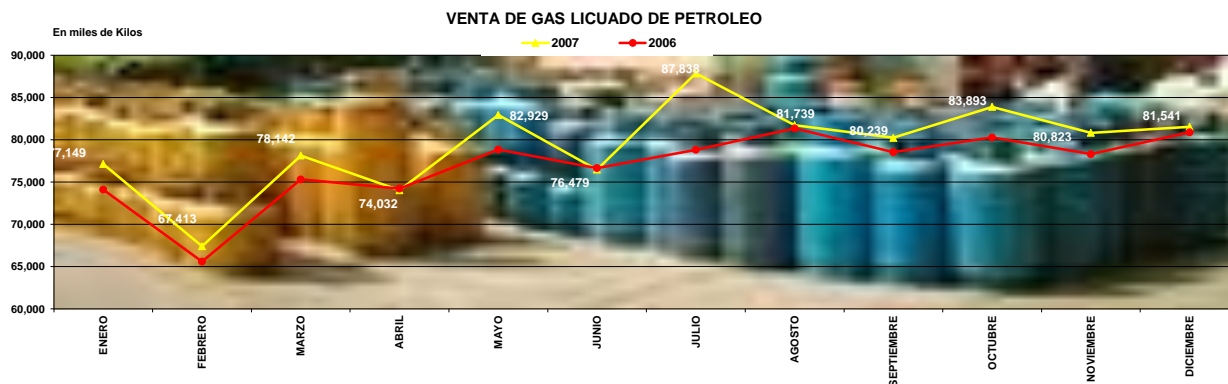
XII.
GAS LICUADO DE PETROLEO

VENTA DE GAS LICUADO DEL PETROLEO POR COMPAÑIAS
2 0 0 7
-En Kilos-

COMPAÑIA	ENERO	FEBRERO	MARZO	ABRIL	MAYO	JUNIO	JULIO	AGOSTO	SEPTIEMBRE	OCTUBRE	NOVIEMBRE	DICIEMBRE	TOTAL
AGIPECUADOR	22,408,200	19,966,440	22,691,041	20,981,321	23,894,930	22,331,666	25,389,956	23,962,010	23,683,118	24,940,687	23,627,630	23,247,844	277,124,843
AUSTROGAS	2,678,459	2,209,224	2,664,852	2,365,416	2,761,679	2,578,690	2,892,313	2,848,903	2,571,398	2,712,020	2,670,025	2,850,810	31,803,789
AUTOGAS	1,308,088	1,066,373	1,440,120	1,348,645	1,394,891	1,349,280	1,402,264	891,788	0	0	0	0	10,201,449
CONGAS	11,759,576	10,051,944	11,643,771	11,326,304	12,939,767	11,306,303	14,168,946	11,986,968	12,321,091	12,463,697	12,040,320	12,232,832	144,241,519
DURAGAS	28,291,617	24,432,323	28,719,676	27,455,049	30,605,039	28,204,355	32,252,912	31,333,942	31,071,808	32,558,154	31,564,189	32,151,312	358,640,376
ECOGAS S.A.	1,841,997	1,628,081	1,818,744	1,768,814	1,937,870	1,772,309	1,663,483	1,851,130	1,864,473	1,859,950	1,806,370	2,018,750	21,831,971
ESAIN S.A.	5,987,870	5,343,128	6,069,607	5,866,914	6,080,176	5,868,925	6,191,560	6,161,474	6,017,295	6,044,037	5,859,580	5,827,400	71,317,966
GASGUAYAS	868,839	789,123	866,365	839,392	959,083	831,481	853,005	867,970	889,099	876,970	843,160	901,005	10,385,492
LOJAGAS	1,505,158	1,482,839	1,732,056	1,595,540	1,814,122	1,758,706	1,858,832	1,835,129	1,821,217	1,856,160	1,861,050	1,771,000	20,891,809
MENDOGAS	495,593	443,293	496,149	479,823	541,598	477,669	1,164,569	0	0	581,100	550,680	539,790	5,770,264
PETROCOMERCIAL	4,000	0	0	5,000	0	0	0	0	0	0	0	0	9,000
2007	77,149,397	67,412,768	78,142,381	74,032,218	82,929,155	76,479,384	87,837,840	81,739,314	80,239,498	83,892,775	80,823,004	81,540,743	952,218,478
2006	74,117,846	65,604,935	75,314,221	74,223,549	78,845,003	76,664,793	78,818,865	81,349,529	78,559,627	80,273,822	78,303,766	80,893,418	922,969,374
VARIACION %	4.09	2.76	3.76	-0.26	5.18	-0.24	11.44	0.48	2.14	4.51	3.22	0.80	3.17

FUENTE: PETROCOMERCIAL

ELABORACION: DNH - LIQUIDACIONES Y ESTADISTICAS



FUENTE: PETROCOMERCIAL

ELABORACION: DNH - COORDINACION LIQUIDACIONES Y ESTADISTICAS - ESTADISTICA

**COMPARATIVO DE VENTAS DEL GAS LICUADO DEL PETROLEO
2006-2007
-En Kilos-**

COMPAÑIAS	2007	2006	DISTRIBUCION % 2007
DURAGAS	358,640,376	342,078,661	37.66
AGIPECUADOR	277,124,843	324,844,917	29.10
CONGAS	144,241,519	158,105,751	15.15
AUSTROGAS	31,803,789	28,131,310	3.34
MENOGAS	5,770,264	19,182,015	0.61
LOJAGAS	20,891,809	18,969,751	2.19
ESAIN S.A.	71,317,966	16,573,125	7.49
AUTOGAS	10,201,449	7,858,694	1.07
GASGUAYAS	10,385,492	2,691,808	1.09
ECOGAS S.A.	21,831,971	4,501,419	2.29
PETROCOMERCIAL	9,000	31,923	0.00
EN KILOS	952,218,478	922,969,374	100.00
EN BARRILES	11,093,345	10,752,593	

FUENTE: PETROCOMERCIAL

ELABORACION: DNH - COORDINACION DE LIQUIDACION Y ESTADISTICAS - ESTADISTICA

**VENTA DE GAS LICUADO DEL PETROLEO POR PROVINCIA
2007
-En Kilos-**

PROVINCIAS Y REGIONES	ENERO	FEBRERO	MARZO	ABRIL	MAYO	JUNIO	JULIO	AGOSTO	SEPTIEMBRE	OCTUBRE	NOVIEMBRE	DICIEMBRE	TOTAL
REGION SIERRA	32,394,831	28,258,618	33,270,820	30,830,509	34,692,786	33,100,180	36,743,210	34,017,910	33,474,141	36,340,648	33,751,899	34,568,779	401,444,331
CARCHI													-
IMBABURA	2496486	2420299	2615525	2254745	2547725	2555389	2653930	3043180	3134687	3183690	3208477	3084780	33,198,913
PICHINCHA	15411329	12811472	15537119	14461143	16269140	15594726	17431662	16352984	17394372	17394372	16318482	17144619	190,351,801
COTOPAXI	3038092	2581698	3192124	3122423	3434954	3350305	3485077	2507873	3094552	2959260	2302510	2398720	35,467,588
TUNGURAHUA	5418185	4976249	5460459	5104788	5754553	5276910	5601203	5531697	5445298	5716736	5333320	5336040	64,955,438
BOLIVAR													-
CHIMBORAZO	495593	443293	496149	479823	541598	477669	1164569	0	0	581100	550680	539790	5,770,264
CAÑAR													-
AZUAY	4,029,988	3,542,768	4,237,388	3,812,047	4,330,694	4,086,475	4,547,937	4,747,047	4,353,634	4,649,330	4,177,380	4,293,830	50,808,518
LOJA	1505158	1482839	1732056	1595540	1814122	1758706	1858832	1835129	1821217	1856160	1861050	1771000	20,891,809
REGION COSTA	43,595,701	38,046,343	43,654,501	42,027,514	46,960,984	42,141,079	49,802,940	46,431,804	45,643,268	46,276,517	45,851,420	45,687,749	536,119,820
ESMERALDAS	224040	174120	0	0	0	43560	405711	210630	200580	316680	244860	192945	2,013,126
MANABI	2542911	2233324	2464075	2474118	2531887	2409285	3030374	2871048	2694741	2873420	2494345	2529370	31,148,898
LOS RIOS	4701926	3805503	4565266	4282947	4953798	4605612	5420768	4876328	4740330	4885287	4904490	5171712	56,913,967
GUAYAS	33942098	29834516	34361085	33113253	37258020	32950139	38599603	35716630	35445595	35533200	35783885	35320882	417,858,906
EL ORO	2184726	1998880	2264075	2157196	2217279	2132483	2346484	2757168	2562022	2667930	2423840	2472840	28,184,923
REGION ORIENTAL	1,072,420	1,023,105	1,151,075	1,103,935	1,199,020	1,171,990	1,209,280	1,199,300	1,074,930	1,182,190	1,155,230	1,191,485	13,733,960
NAPO	4,000	0	0	0	0	0	0	0	0	0	0	0	4,000
PASTAZA													0
MORONA SANTIAGO													0
SUCUMBIOS	1,068,420	1,023,105	1,151,075	1,103,935	1,199,020	1,171,990	1,209,280	1,199,300	1,074,930	1,182,190	1,155,230	1,191,485	13,729,960
REGION INSULAR	86,445	84,702	65,985	70,260	76,365	66,135	82,410	90,300	47,160	93,420	64,455	92,730	920,367
GALAPAGOS	86,445	84,702	65,985	70,260	76,365	66,135	82,410	90,300	47,160	93,420	64,455	92,730	920,367
2007	77,149,397	67,412,768	78,142,381	74,032,218	82,929,155	76,479,384	87,837,840	81,739,314	80,239,499	83,892,775	80,823,004	81,540,743	952,218,478
2006	74,117,846	65,604,935	75,314,221	74,223,549	78,845,003	76,664,793	78,818,865	81,349,529	78,559,627	80,273,822	78,303,766	80,893,418	922,969,374
VARIACION %	4.09	2.76	3.76	-0.26	5.18	-0.24	11.44	0.48	2.14	4.51	3.22	0.80	3.17

FUENTE: PETROCOMERCIAL

ELABORACION: DNH - COORDINACION DE LIQUIDACION Y ESTADISTICAS - ESTADISTICA

VENTA DE GAS LICUADO DEL PETROLEO POR PROVINCIA
2007
-En Barriles-

PROVINCIAS Y REGIONES	ENERO	FEBRERO	MARZO	ABRIL	MAYO	JUNIO	JULIO	AGOSTO	SEPTIEMBRE	OCTUBRE	NOVIEMBRE	DICIEMBRE	TOTAL
REGION SIERRA	377,400	329,213	387,605	359,175	404,171	385,617	428,058	396,309	389,974	423,369	393,210	402,726	4,676,826
CARCHI	0	0	0	0	0	0	0	0	0	0	0	0	-
IMBABURA	29,084	28,196	30,471	26,268	29,681	29,770	30,918	35,453	36,519	37,090	37,379	35,938	386,767
PICHINCHA	179,542	149,254	181,007	168,472	189,535	181,679	203,079	190,512	182,028	202,644	190,110	199,735	2,217,598
COTOPAXI	35,394	30,077	37,188	36,376	40,017	39,031	40,601	29,217	36,052	34,475	26,824	27,945	413,197
TUNGURAHUA	63,122	57,973	63,614	59,471	67,041	61,476	65,254	64,444	63,438	66,600	62,133	62,165	756,731
BOLIVAR	0	0	0	0	0	0	0	0	0	0	0	0	-
CHIMBORAZO	5,774	5,164	5,780	5,590	6,310	5,565	13,567	0	0	6,770	6,415	6,289	67,224
CAÑAR	0	0	0	0	0	0	0	0	0	0	0	0	-
AZUAY	46,949	41,273	49,366	44,410	50,453	47,607	52,983	55,303	50,720	54,165	48,666	50,023	591,919
LOJA	17,535	17,275	20,178	18,588	21,135	20,489	21,655	21,379	21,217	21,624	21,681	20,632	243,390
REGION COSTA	507,890	443,240	508,575	489,621	547,095	490,944	580,204	540,931	531,744	539,121	534,169	532,262	6,245,796
ESMERALDAS	2,610	2,028	0	0	0	507	4,727	2,454	2,337	3,689	2,853	2,248	23,453
MANABI	29,625	26,018	28,706	28,823	29,496	28,068	35,304	33,448	31,394	33,475	29,059	29,467	362,885
LOS RIOS	54,777	44,334	53,185	49,896	57,712	53,655	63,152	56,809	55,225	56,914	57,137	60,250	663,048
GUAYAS	395,425	347,572	400,307	385,769	434,056	383,869	449,685	416,099	412,941	413,962	416,882	411,488	4,868,056
EL ORO	25,452	23,287	26,376	25,131	25,831	24,843	27,337	32,121	29,848	31,081	28,238	28,809	328,354
REGION ORIENTAL	12,494	11,919	13,410	12,861	13,969	13,654	14,088	13,972	12,523	13,773	13,458	13,881	160,001
NAPO	47	0	0	0	0	0	0	0	0	0	0	0	47
PASTAZA	0	0	0	0	0	0	0	0	0	0	0	0	0
MORONA SANTIAGO	0	0	0	0	0	0	0	0	0	0	0	0	0
SUCUMBIOS	12,447	11,919	13,410	12,861	13,969	13,654	14,088	13,972	12,523	13,773	13,458	13,881	159,954
REGION INSULAR	1,007	987	769	819	890	770	960	1,052	549	1,088	751	1,080	10,722
GALAPAGOS	1,007	987	769	819	890	770	960	1,052	549	1,088	751	1,080	10,722
2007	898,790	785,359	910,359	862,475	966,125	890,985	1,023,311	952,263	934,790	977,351	941,588	949,950	11,093,345
2006	863,473	764,297	877,411	864,704	918,544	893,145	918,240	947,722	915,220	935,190	912,239	942,408	10,752,593
VARIACION %	4.09	2.76	3.76	-0.26	5.18	-0.24	11.44	0.48	2.14	4.51	3.22	0.80	3.17

FUENTE: PETROCOMERCIAL

ELABORACION: DNH - COORDINACION DE LIQUIDACION Y ESTADISTICAS - ESTADISTICA

VENTA DE GAS LICUADO DEL PETROLEO POR PROVINCIA Y COMPAÑIAS

2007
En Kilos

PROVINCIAS Y REGIONES	AGIP	DURAGAS	CONGAS	AUTOGAS	AUSTROGAS	ESAIN	LOJAGAS	PETROCOMERCIAL	ECOGAS	MENDOGAS	GASGUAYAS	KILOS	BARRILES
REGION SIERRA	240,436,867	51,254,157	42,006,363	10,201,449	30,883,422	-	20,891,809	-	-	5,770,264	-	401,444,331	4,676,826
CARCHI												-	-
IMBABURA	33,198,913											33,198,913	386,767
PICHINCHA	128,692,465	51,254,157	203,730	10,201,449								190,351,801	2,217,598
COTOPAXI			35,467,588									35,467,588	413,197
TUNGURAHUA	64,955,438											64,955,438	756,731
BOLIVAR												-	-
CHIMBORAZO										5,770,264		5,770,264	67,224
CAÑAR												-	-
AZUAY	13,590,051		6,335,045		30,883,422							50,808,518	591,919
LOJA							20,891,809					20,891,809	243,390
REGION COSTA	35,151,676	297,118,209	100,314,506	-	-	-	-	-	21,831,971	-	81,703,458	536,119,820	6,245,796
ESMERALDAS	1,253,976		759,150									2,013,126	23,453
MANABI		31,148,898										31,148,898	362,885
LOS RIOS			31,286,953						21,831,971		3,795,043	56,913,967	663,048
GUAYAS	33,897,700	237,784,388	68,268,403								77,908,415	417,858,906	4,868,056
EL ORO		28,184,923										28,184,923	328,354
REGION ORIENTAL	1,536,300	10,268,010	1,920,650	-	-	-	-	-	9,000	-	-	13,733,960	160,001
NAPO									4,000			4,000	47
PASTAZA												-	-
MORONA SANTIAGO												-	-
SUCUMBIOS	1,536,300	10,268,010	1,920,650						5,000			13,729,960	159,954
REGION INSULAR	-	-	-	-	920,367	-	-	-	-	-	-	920,367	10,722
GALAPAGOS					920,367							920,367	10,722
2007	277,124,843	358,640,376	144,241,519	10,201,449	31,803,789	-	20,891,809	9,000	21,831,971	5,770,264	81,703,458	952,218,478	11,093,345
DISTRIBUCION %	29.10	37.66	15.15	1.07	3.34	0.00	2.19	0.00	2.29	0.61	8.58	100.00	

FUENTE: PETROCOMERCIAL

ELABORACION: DNH - COORDINACION DE LIQUIDACION Y ESTADISTICAS - ESTADISTICA

**VENTA DE G.L.P. POR PROVINCIA Y REGION
2006 - 2007**

PROVINCIAS Y REGIONES	En Kilos		En Barriles		VARIACION %
	2006	2007	2006	2007	
REGION SIERRA	409,723,343	401,444,331	4,773,277	4,676,826	-2.02
CARCHI	14,455,716	0	168,409	0	-100.00
IMBABURA	21,845,935	33,198,913	254,505	386,767	51.97
PICHINCHA	189,487,526	190,351,801	2,207,530	2,217,598	0.46
COTOPAXI	67,264,742	35,467,588	783,634	413,197	-47.27
TUNGURAHUA	18,813,827	64,955,438	219,181	756,731	245.25
BOLIVAR	3,248,338	0	37,843	0	-100.00
CHIMBORAZO	31,782,722	5,770,264	370,269	67,224	-81.84
CAÑAR	327,870	0	3,820	0	-100.00
AZUAY	43,526,916	50,808,518	507,089	591,919	16.73
LOJA	18,969,751	20,891,809	220,998	243,390	10.13
REGION COSTA	492,986,537	536,119,820	5,743,293	6,245,796	8.75
ESMERALDAS	5,149,590	2,013,126	59,993	23,453	-60.91
MANABI	46,568,596	31,148,898	542,524	362,885	-33.11
LOS RIOS	44,234,065	56,913,967	515,327	663,048	28.67
GUAYAS	357,340,934	417,858,906	4,163,022	4,868,056	16.94
EL ORO	39,693,352	28,184,923	462,428	328,354	-28.99
REGION ORIENTE	19,175,459	13,733,960	223,394	160,001	-28.38
NAPO	2,189,805	4,000	25,511	47	-99.82
PASTAZA	846,891	0	9,866	0	-100.00
MORONA SANTIAGO	3,212,481	0	37,425	0	-100.00
SUCUMBIOS	12,926,282	13,729,960	150,591	159,954	6.22
REGION INSULAR	1,084,035	920,367	12,629	10,722	-15.10
GALAPAGOS	1,084,035	920,367	12,629	10,722	-15.10
TOTAL	922,969,374	952,218,478	10,752,593	11,093,345	3.17

FUENTE: PETROCOMERCIAL

ELABORACION: DNH - COORDINACION DE LIQUIDACION Y ESTADISTICAS - ESTADISTICA

VENTAS DE G.L.P. POR SECTORES ECONOMICOS

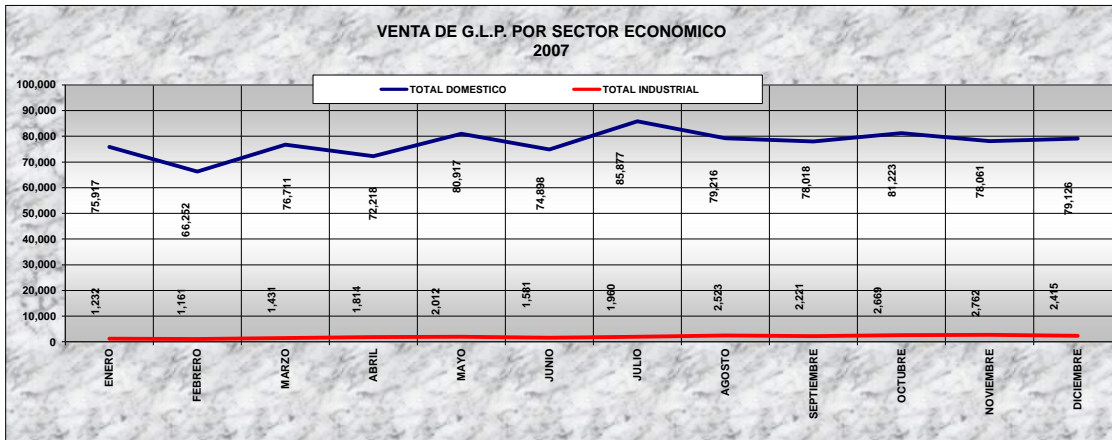
2 0 0 7

En Kilos

CIAS. COMERCIALIZADORAS	SECTOR ECONOMICO	ENERO	FEBRERO	MARZO	ABRIL	MAYO	JUNIO	JULIO	AGOSTO	SEPTIEMBRE	OCTUBRE	NOVIEMBRE	DICEMBRE	KILOS	BARRILES
AGIP	DOMESTICO	22,327,709	19,919,719	22,635,497	20,492,174	23,240,108	22,151,692	24,999,691	23,211,300	22,939,096	24,057,331	22,870,880	22,800,644	271,645,841	3,164,674
	INDUSTRIAL	80,491	46,721	55,544	489,147	654,822	179,974	390,265	750,710	744,022	883,356	756,750	447,200	5,479,002	63,830
	TOTAL	22,408,200	19,966,440	22,691,041	20,981,321	23,894,930	22,331,666	25,389,956	23,962,010	23,683,118	24,940,687	23,627,630	23,247,844	277,124,843	3,228,504
AUSTROGAS	DOMESTICO	2,678,459	2,209,224	2,664,852	2,365,416	2,761,679	2,578,690	2,853,063	2,809,027	2,514,028	2,630,720	2,593,855	2,752,790	31,411,803	365,948
	INDUSTRIAL							39,250	39,876	57,370	81,300	76,170	98,020	391,986	4,567
	TOTAL	2,678,459	2,209,224	2,664,852	2,365,416	2,761,679	2,578,690	2,892,313	2,848,903	2,571,398	2,712,020	2,670,025	2,850,810	31,803,789	370,514
CONGAS	DOMESTICO	11,323,487	9,704,333	11,146,022	10,810,190	12,388,024	10,758,256	13,804,655	11,565,461	11,929,405	11,985,147	11,562,160	11,736,672	138,713,812	1,616,016
	INDUSTRIAL	436,089	347,611	497,749	516,114	551,743	548,047	364,291	421,507	391,686	478,550	478,160	496,160	5,527,707	64,398
	TOTAL	11,759,576	10,051,944	11,643,771	11,326,304	12,939,767	11,306,303	14,168,946	11,986,968	12,321,091	12,463,697	12,040,320	12,232,832	144,241,519	1,680,414
DURAGAS	DOMESTICO	27,580,095	23,665,608	27,841,965	26,672,468	29,820,958	27,393,393	31,127,301	30,106,497	30,084,419	31,352,521	30,113,524	30,819,057	346,577,806	4,037,631
	INDUSTRIAL	711,522	766,715	877,711	782,581	784,081	810,962	1,125,611	1,227,445	987,389	1,205,633	1,450,665	1,332,255	12,062,570	140,529
	TOTAL	28,291,617	24,432,323	28,719,676	27,455,049	30,605,039	28,204,355	32,252,912	31,333,942	31,071,808	32,558,154	31,564,189	32,151,312	358,640,376	4,178,160
LOJAGAS	DOMESTICO	1,505,158	1,482,839	1,732,056	1,574,502	1,792,291	1,716,739	1,817,822	1,751,733	1,780,617	1,835,690	1,861,050	1,730,130	20,580,627	239,764
	INDUSTRIAL				21,038	21,831	41,967	41,010	83,396	40,600	20,470		40,870	311,182	3,625
	TOTAL	1,505,158	1,482,839	1,732,056	1,595,540	1,814,122	1,758,706	1,858,832	1,835,129	1,821,217	1,856,160	1,861,050	1,771,000	20,891,809	243,390
PETROCOMERCIAL	DOMESTICO													0	0
	INDUSTRIAL	4,000	0	0	5,000	0	0	0	0	0	0	0	0	9,000	105
	TOTAL	4,000	0	0	5,000	0	0	0	0	0	0	0	0	9,000	105
MENDOGAS	DOMESTICO	495,593	443,293	496,149	479,823	541,598	477,669	1,164,569		581,100	550,680	539,790	5,770,264	67,224	
AUTOGAS	DOMESTICO	1,308,088	1,066,373	1,440,120	1,348,645	1,394,891	1,349,280	1,402,264	891,788	0	0	0	10,201,448	118,847	
ECOGAS	DOMESTICO	1,841,997	1,628,081	1,818,744	1,768,814	1,937,870	1,772,309	1,663,483	1,851,130	1,864,473	1,859,950	1,806,370	2,018,750	21,831,971	254,342
GASGUAYAS	DOMESTICO	868,839	789,123	866,365	839,392	959,083	831,481	853,005	867,970	889,099	876,970	843,160	901,005	10,385,492	120,991
ESAIN	DOMESTICO	5,987,870	5,343,128	6,069,607	5,866,914	6,080,176	5,868,925	6,191,560	6,161,474	6,017,295	6,044,037	5,859,580	5,827,400	71,317,966	830,854
TOTAL DOMESTICO		75,917,295	66,251,721	76,711,377	72,218,338	80,916,678	74,898,434	85,877,413	79,216,380	78,018,432	81,223,466	78,061,259	79,126,238	928,437,031	10,816,291
TOTAL INDUSTRIAL		1,232,102	1,161,047	1,431,004	1,813,880	2,012,477	1,580,950	2,522,934	2,221,067	2,669,309	2,761,745	2,414,505	23,781,447	277,054	
2007		77,149,397	67,412,768	78,142,381	74,032,218	82,929,155	76,479,384	87,837,840	81,739,314	80,239,499	83,892,775	80,823,004	81,540,743	952,218,478	11,093,345
2006		74,117,846	65,604,935	75,314,221	74,223,549	78,845,003	76,664,793	78,818,865	81,349,529	78,559,627	80,273,822	78,303,766	80,893,418	922,969,374	10,752,593

FUENTE: PETROCOMERCIAL

ELABORACION: DNH - COORDINACION DE LIQUIDACION Y ESTADISTICAS - ESTADISTICA



FUENTE: PETROCOMERCIAL

ELABORACION: DNH - COORDINACION DE LIQUIDACION Y ESTADISTICAS - ESTADISTICA

XIII

ESTACIONES DE SERVICIO A NIVEL NACIONAL

CENTROS DE DISTRIBUCIÓN DE DERIVADOS A NIVEL NACIONAL
2006-2007

PROVINCIAS Y REGIONES	2007	2006	VARIACION %
REGION SIERRA	520	512	1.56
CARCHI	19	19	0.00
IMBABURA	34	34	0.00
PICHINCHA	200	196	2.04
COTOPAXI	47	45	4.44
TUNGURAHUA	62	62	0.00
BOLIVAR	18	18	0.00
CHIMBORAZO	44	42	4.76
CAÑAR	26	26	0.00
AZUAY	33	33	0.00
LOJA	37	37	0.00
REGION COSTA	421	415	1.45
ESMERALDAS	35	33	6.06
MANABI	82	81	1.23
LOS RIOS	58	57	1.75
GUAYAS	192	188	2.13
EL ORO	54	56	-3.57
REGION ORIENTE	57	55	3.64
NAPO	10	10	0.00
PASTAZA	9	8	12.50
MORONA SANTIAGO	10	10	0.00
ZAMORA CHINCHIPE	8	7	14.29
SUCUMBIOS	14	14	0.00
ORELLANA	6	6	0.00
REGION INSULAR	3	3	0.00
GALAPAGOS	3	3	0.00
TOTAL	1,001	985	1.62

FUENTE: DNH - COORDINACION COMERCIALIZACION DE DERIVADOS

ELABORACION: DNH - COORDINACION DE LIQUIDACION Y ESTADISTICAS - ESTADISTICA

DISEÑO, DIAGRAMACION, PROCESAMIENTO

Y ELABORACION: DNH - COORDINACION DE LIQUIDACIONES Y ESTADISTICAS - ESTADISTICA

MINISTERIO DE MINAS Y PETROLEOS**DIRECCION NACIONAL DE HIDROCARBUROS****AV. ORELLANA Y JUAN LEON MERA****TORRE DEL M.O.P.****SEXTO PISO****TELEFAX: 2550-018 / 2977000 EXT. 3602 Y 3608****E-mail: lduenas@minasypetroleos.gov.ec****E-mail: egallegos@minasypetroleos.gov.ec****web: www.minasypetroleos**